

THE RABBITOHS HAVE THE LARGEST MEMBERSHIP IN THE NRL WITH 35,345
CUMULATIVE TV AUDIENCE OF 18.3 MILLION
RATED #1 MOST VISITED HOMEPAGE ON NRL CLUB NETWORK
HOME ATTENDANCE OF 461,000
2016 MEMBERSHIP TARGET 38,000

10TH ANNUAL REPORT
FOR THE YEAR ENDED
31 OCTOBER 2015

SOUTH SYDNEY MEMBERS RUGBY LEAGUE
FOOTBALL CLUB LTD ACN 118320 684

20

SOUTH SYDNEY MEMBER CO.

15





2015 AUCKLAND NINES CHAMPIONS



2015 WORLD CLUB CHAMPIONS

CHAIRMAN'S REPORT

03

2015 NRL PREMIERSHIP
MATCH RESULTS AND
CLUB AWARDS

29

100 GRADE GAMES

04

NRL PLAYER RECORD
FOR SEASON 2015 AND
2015 NRL LADDER

31

FINANCE REPORT

07

2015 NSW CUP
RESULTS

32

FINANCIALS

08

2015 HOLDEN CUP
RESULTS

35

CORPORATE PARTNERS

20

2015 HOLDEN CUP
LADDER

38

SOUTH SYDNEY DISTRICT
RUGBY LEAGUE FOOTBALL
LIMITED

21

LIFE MEMBERS

39

SUMMARY OF FINANCIALS

DIRECTORS' REPORT	PAGE 08
LEAD AUDITOR'S INDEPENDENCE DECLARATION	PAGE 10
STATEMENT OF PROFIT OR LOSS AND OTHER COMPREHENSIVE INCOME	PAGE 11
STATEMENT OF CHANGES IN EQUITY	PAGE 11
STATEMENT OF FINANCIAL POSITION	PAGE 12
STATEMENT OF CASH FLOWS	PAGE 12
NOTES TO THE FINANCIAL STATEMENTS	PAGE 13
DIRECTORS' DECLARATION	PAGE 17
INDEPENDENT AUDITOR'S REPORT	PAGE 18

CHAIRMAN'S REPORT

Building on the marvellous success of our historic 2014 premiership, the year 2015 was another year of prosperity for our great Club.

While the on-field results in finishing seventh and competing in only one semi-final left a few disappointed, there can be no doubt that the 2015 year was one of important progress and consolidation, particularly from a financial point of view.

As our Chief Financial Officer details in his report, our Membership rose to new record heights for our Code, with over 35,000 Members committing to our Club. This is an extraordinary number that raises the bar yet again and positions our Club firmly as the unchallenged benchmark in our game. What is equally gratifying is that our 2016 Membership numbers are already (at the time of writing) at almost 27,000, with still two months remaining before the first ball is kicked. Our loyal Members have risen to the challenge yet again.

The financial results of the Football Club are equally impressive. Despite not reaching the on-field heights of 2014, total revenues were only marginally lower at \$26.6m, while EBITDA and underlying profit were both impressive at \$1.8m and \$.96m respectively. These are results which set us well apart from any other Sydney sporting franchise. And they also demonstrate that Rugby League clubs can stand on their own feet once sound governance and astute management principles take root.

Perhaps the most significant event in the last 12 months was one I foreshadowed in last year's report. In October 2015, our two private investors graciously agreed to the complete discharge of their loan facilities on the most favourable terms for Members. This has had the effect of skyrocketing our net asset position to a record \$6.05m, the healthiest position the Rabbitohs have ever been in. I know I speak on behalf of all Members when I say that our appreciation goes out to our investors Russell Crowe and James Packer for helping to ensure that the Rabbitohs remain at the very forefront of our Code.

The challenge for us now is to continue to maintain and build upon recent years of on-field and off-field success. I am sure our Members, our administration team, our Head Coach, football staff and our wonderful roster of players will rise to that lofty challenge.

The future augurs well for the Rabbitohs.



Nicholas Pappas AM

Chairman

100 GRADE GAMES FOR SOUTH SYDNEY 1908-2015

Surname	First Name	Years	1st Grade games	2nd Grade games	3rd Grade games	Total games
COLEMAN	Craig	1980-92	208	47	42	297
SUTTON	John	2002-15	246	5	18	269
FENECH	Mario	1981-90	181	42	25	248
PIGGINS	George	1964-78	112	100	33	245
MERRITT	Nathan	2002-03; 2006-14	218	19	2	239
STEVENS	Gary	1964-76	162	64	3	229
McCARTHY	Bob	1963-75; 1978	211	16	0	227
ANDREWS	Michael	1983-93	182	30	11	223
SAIT	Paul	1967-79	165	43	15	223
SIMMS	Eric	1965-75	206	6	6	218
BOYLE	David	1982-91	169	42	3	214
HAMMERTON	Ernie	1947-58	157	46	5	208
HARRINGTON	Ross	1983-91	104	83	20	207
GRANT	Bob	1966-75	134	61	0	195
SATTLER	John	1963-72	195	0	0	195
RAYNER	Jack	1946-57	194	0	0	194
STEWART	Ken	1974-83	133	47	13	193
Longbottom	Kevin	1960-71	105	74	12	191
STUART	Luke	2002-11	190	1	0	191
BLAIR	Alf	1917-27; 1929-30	186	4	0	190
LUKE	Issac	2007-15	188	0	0	188
COWIE	Les	1946-58	176	8	1	185
WEARING	Benny (Senior)	1920-33	172	13	0	185
NEVILLE	Darryl	1984-89; 1991	52	88	41	181
HEILER	Allen	1962-72	42	107	31	180
LEE	Denis	1961-72	30	124	22	176
TRINDALL	Darrell	1990-99	133	37	6	176
PURCELL	Bernie	1949-52; 1954-60	173	2	0	175
McMILLAN	Bob	1970-80	51	96	26	173
MAROON	Darren	1986-92; 1994; 1997	58	76	37	171
DONOGHUE	Dennis (Senior)	1947-57	166	4	0	170
TAIT	Jim	1924-36	17	137	14	168
O'NEILL	John	1965-71; 1975-76	150	14	0	164
HALLETT	Howard (Senior)	1909-24	158	0	0	158
CHURCHILL	Clive	1947-58	157	0	0	157
CLARK	Jason	2008-15	110	0	47	157
MURDOCH	Don	1948-56	45	94	17	156
TYRRELL	Dave	2008-15	133	0	23	156
FA'ALOGO	David	2003-09	142	13	0	155
WITHERS	Jeff	1969-76	52	58	45	155
COOTE	Ron	1963-71	148	5	1	154
NILSON	Norm	1948-56	23	127	4	154
RAMPLING	Tony	1981-86; 1989	90	58	6	154
WATSON	Dave	1921-31	90	63	0	153
DAVIDSON	Les	1983-90	103	32	17	152
TUNKS	Peter	1977-83	96	41	15	152
HINSON	Eddie	1932-40; 1942-43	92	40	19	151
WALTERS	Elwyn	1966-73	128	21	2	151
BILES	Lester	1982-88	53	68	27	148
BRANIGHAN	Arthur	1962-71	90	44	14	148
MURRAY	Brian	1953-61	40	105	3	148
O'DEA	Steve	1986-92	27	71	48	146
GARLICK	Sean	1988-93; 1998-99	92	22	31	145
RICHARDS	Jim	1949-57	75	40	29	144
REYNOLDS	Adam	2009-15	97	0	46	143
FLOCKTON	Allan	1953-61	29	65	48	142
LAWRENCE	Jack (Senior)	1918-28	91	51	0	142
McCARTHY	Darren	1982-86; 1990-91	53	74	15	142
McPHERSON	Shannan	2004-11	93	12	37	142
EDWARDS	Keith	1968-73; 1975	84	30	27	141
CLEARY	Michael	1962-70	139	1	0	140
MANUOKAFOA	Manase	2002-08	71	33	36	140
MELLOR	Paul	1991-96; 2006-07	101	23	16	140
COLEMAN	John	1962-69	11	79	48	138
LITTLE	Steve	1972-78	57	45	35	137
GIBBS	Nathan	1978-83	73	50	11	134
KILHAM	George	1934-41; 1943	108	20	6	134
ASOTASI	Roy	2007-13	133	0	0	133
WALSH	Jack	1936-44	110	13	10	133
SLATTERY	Troy	1991-99	48	56	28	132
JONES	Jack	1923-33	45	83	3	131
LAWRENCE	Vic	1919-28	115	16	0	131



Surname	First Name	Years	1st Grade games	2nd Grade games	3rd Grade games	Total games
STEVENS	Wayne	1963-69	16	92	23	131
FIELD	Craig	1990-96	72	47	11	130
ROOT	Eddie	1923-29; 1931-33	112	17	0	129
WHY	Jack	1925-34	80	48	0	128
BROGAN	Ken	1943-45; 1947-50; 1952-53	77	43	7	127
D'JURA	Bronko	1983-86; 1988-89	76	38	13	127
MASON	Ray	1951-57	35	85	7	127
THOMPSON	Manoa	1987-93	57	24	46	127
GEDDES	Scott	2002-12	125	1	0	126
ROBERTS	Paul	1986-91	69	57	0	126
WRIGHT	Gary	1975-81	67	43	16	126
GORMAN	Rod	1963-69	10	48	66	124
MAYBON	Rod	1988-93	74	31	19	124
QUINLIVAN	Oscar	1923-30	99	25	0	124
TALANOA	Fetuli	2005-12	95	16	13	124
WALL	Brian	1972-78	28	55	41	124
ROSS	Brett	1984-88	48	47	27	122
ROSS	Mark	1981-83; 1985-87	50	70	2	122
TREWEEK	George	1925-34	119	3	0	122
FALLA	Mick	1961-67	62	51	8	121
FARRELL	Dylan	2008-13	70	0	51	121
McNICHOLAS	Paul	1994-99; 2002	34	52	35	121
PITTARD	Dennis	1968-73	121	0	0	121
CHISHOLM	Wayne	1985-91	95	21	4	120
EVANS	Greg	1981-86	17	48	55	120
MACKEY	Greg	1980-83	32	70	18	120
NELSON	Fred	1954-61	82	28	10	120
FENNELL	Chas	1924-34	37	77	5	119
FRANCIS	Michael	1993-98	56	36	27	119
MOSES	Bob	1965-70	95	24	0	119
POWELL	Richie	1957-67	93	13	13	119
SQUADRITO	Joe	1978-83	53	49	17	119
WILLIAMS	Percy	1929-35; 1937-38	80	25	13	118
ELLISON	Mark	1983-84; 1987-90	66	39	12	117
LOWE	Ben	2008-15	117	0	0	117
NORGARD	Greg	1967-72	20	79	18	117
POBJIE	Michael	1983-87	88	28	1	117
BAMPTON	Darrell	1969-73; 1978-79	51	58	7	116
FELSCH	Fred	1936-44	116	0	0	116
McQUEEN	Chris	2009-15	116	0	0	116
JONES	Grant	1977-81	16	90	9	115
NISZCZOT	Ziggy	1980-84	115	0	0	115
BREEN	Jim	1917-18; 1921-30	25	88	1	114
MOIR	Ian	1952-58	110	1	0	111
O'CONNOR	Frank	1927-37	79	26	6	111
SCHOTT	Darren	1988-93	44	67	0	111
CHAMPION	Beau	2004-10; 2013-14	80	5	25	110
RIGHTON	Alan	1925-32	77	33	0	110
WOOD	Garth	1995-98; 2003-05	22	34	53	109
KOSTA	Savah	1968-73	17	62	29	108
LEWIS	Eric	1927-29; 1932-37	81	8	19	108
PETTYBOURNE	Edward	2007-12	91	0	17	108
ROBINSON	Reg	1960-63; 1969-71		36	72	108
SCOTT	Alan	1959-60; 1966-70	28	72	8	108
HAMBLY	Gary	1979-83; 1985	86	11	10	107
HONAN	Bob	1967-72; 1975	84	23	0	107
LYONS	Graham	1987-91	64	23	20	107
LISLE	Jimmy	1962-69	100	6	0	106
BRANIGHAN	Ray	1967-71	55	27	23	105
MURPHY	Pat	1919-26	54	51	0	105
HORDER	Harold	1912-19; 1924	104	0	0	104
INGLIS	Greg	2011-15	104	0	0	104
SPILLANE	Albert	1924; 1926-27; 1929-34	54	32	17	103
BUTLER	Arthur	1908-15	102	0	0	102
LAWRENCE	Steve	1964-69	0	35	67	102
RIGON	Shane	2002-07	100	2	0	102
WEEKES	Craig	1985-89	10	58	34	102
ARNEILL	Shane	1979-83; 1987	49	28	24	101
WRIGHT	Brian	1952; 1954-59	15	41	45	101
BUTLER	Harry	1908-15	100	0	0	100
GIBSON	Charlie	1957-62	31	53	16	100
KERWICK	John	1914-22	100	0	0	100
PEATS	Nathan	2009-13	54	0	46	100
THOMAS	Joe	1983-87	22	44	34	100

FINANCE REPORT

It is my pleasure to present to Members the 2015 Finance report.

The financial results for the year ended 31 October 2015 for both Member Co. and the Football Club are a testament to the strong business practices and corporate governance that are now embedded within the organisation.

In Season 2015, Member Co. and the Football Club consolidated their strong positions and continued growth in key areas such as membership, social media KPIs, Sponsorship revenue and sponsor exposure while achieving a third consecutive profit and taking net assets to over \$6 million.

Member Co

The Member Co. financial results are described in detail in the Financial Statements.

The Statement of Profit & Loss and other comprehensive income reports a profit for the year of \$0.136m (2014: \$0.089m) representing its share of profits achieved by the Football Club in 2015. The grant back to the Club has increased to \$0.357m (2014: \$0.3m), membership subscriptions increasing to 23,995 (2014: 21,895), whilst the Football Clubs membership rose to a new record of 35,345 (2013: 30,563) - representing the highest Club membership in the NRL.

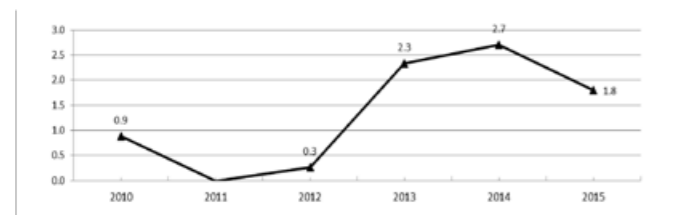
The Statement of Financial Position reports a positive net asset position of \$0.225m (2014: \$0.089m), with trade and other receivables and payables representing 2015 subscriptions purchased in advance totally \$0.336m (2014: \$0.335m). At the time of writing this report, total number of Football Club members for 2016 was at 26,710 and management are confident that the Club will exceed last year's record membership and set a new record.

Football Club

I take this opportunity to provide the Members with a more detailed overview of the Club's Financial Statements. A key financial metric for the Club is its Earnings before Interest, Tax, Depreciation and Amortisation (EBITDA), and over the past six years (see graph below), the Club has reported an EBITDA of at least break-even. This year, the Club reported an EBITDA result of \$1.8m which is an excellent financial result. While this result is down from the last two years which were fuelled by superior on field results, the result was better than budget expectations.

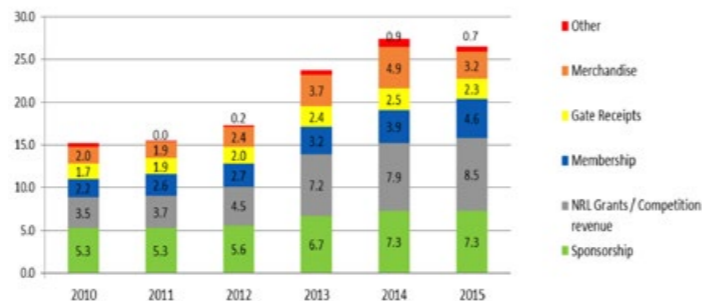
EBITDA
\$1.8Million

Earnings before interest, tax, depreciation and amortisation, de-recognition of related party loans and impairments.



The Club's revenues totalled \$26.6m in 2015, which was a 3% decline on 2014. (see graph below). The Club continued its strong revenue performance in Sponsorship and membership, however merchandise revenue was down on the previous year which included the surge from the Premiership win. NRL grants includes the revenues from winning the Auckland Nines as well as the participation payment and prizemoney from the World Club Challenge.

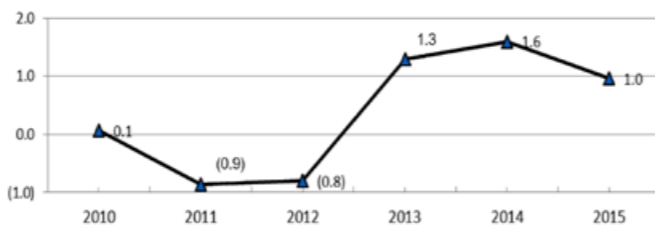
REVENUE
\$26.6Million



Total **Expenditure and other charges** was even with the previous year. The Club is committed to investing available funds into its football program, and this year grew by \$2m. Other direct cost of sales decreased by \$0.6m due to the lower turnover, particularly in merchandise described above, and other operating costs were up by \$0.4m.

For the first time the Club will be required to pay tax on its 2015 results. Therefore to give a better comparison of performance over recent years the graph below shows profit (loss) before tax. The Club has delivered a profit before tax in 2015 of \$0.96m (2014: \$1.6m), which is a strong financial result and compares well with our historical results as illustrated in the graph below. The Club reported a profit after tax of \$0.544m.

TOTAL PROFIT/(LOSS)
\$0.96Million



The Club's Statement of Financial Position reports a positive net asset position at year end of \$6.05m (2014: \$0.35M) and a surplus in working capital of \$3.8m (2014: \$1.87m). The primary change here, apart from this years profitable trading, was the discharge of the loans to investors. This has dramatically strengthened the Club's balance sheet now and in to the future.

The cash reserves at year end were reported at \$4.36m, an increase from 2014 closing year end balance of \$4.25m after reducing the outstanding accounts payable balance by \$0.97m over the course of the year.

Conclusions

In conclusion, 2015 was another strong financial year for the Club. While it was not as successful as the past two years on or off the field, it was still an excellent year and continues to add to the strong financial foundations of the Club. The Club is projecting annual operating surpluses which are planned to be reinvested in to core competitive assets, with a particular focus of providing every possibility to succeed on-field.

Peter Legg
Chief Financial Officer

SOUTH SYDNEY MEMBERS RUGBY LEAGUE FOOTBALL CLUB LIMITED

DIRECTORS' REPORT

For the year ended 31 October 2015

The directors present their report together with the financial report of South Sydney Members Rugby League Football Club Limited ('the Company') for the financial year ended 31 October 2015 and the auditor's report thereon.

1. DIRECTORS

The directors of the Company at any time during or since the end of the year were:

NAME AND QUALIFICATIONS

HATFIELD, James Lawler

HATZISTERGOS, Nikolas Theofilos,

B.Ec, FCA, FCPA CTA

MARTIN AM, Raymond George

PAPPAS AM, Nicholas George,

LLB, PhD

ANDREWS, Michael

EXPERIENCE AND SPECIAL RESPONSIBILITIES

An Automotive Engineer with over 56 years business experience; Company director for over 46 years; Director of James Hatfield Pty Ltd, Garry's Auto Mobile Pty Ltd, Garry's Auto & batteries Pty Ltd; Former Director of South Sydney District Rugby League Football Club Limited (July 2001 – April 2007); Former Director of South Sydney Leagues Club Limited; Director since 13 February 2006.

Practising Chartered Accountant since 1982; Chairman, William Buck International Ltd; Managing Director, William Buck NSW; Chairman, Mazars Australia; Governing Council Member, Praxity (AISL); Director and Chair of the Audit Committee, Bank of Sydney Ltd; Director, St. Basil's Homes Limited; Director, Hellenic Club Limited; Director of South Sydney District Rugby League Football Club Limited (April 2003-June 2006) and 16 March 2008 to Present; Director since 30 March 2006.

Journalist for over 50 years; Former Chairman of Fred Hollows Foundation for 10 years; Former 10 year Member of the Council for Aboriginal Reconciliation; Patron of Humpty Dumpty Foundation for 25 years; Former Director of the Shane Warne Foundation for 6 years; Chairman of the Australian Indigenous Education Foundation; Patron Aboriginal Employment Strategy; Former Director of South Sydney District Rugby League Football Club Limited (April 2007-March 2008); Director since 13 February 2006.

A practising solicitor since 1984 and Principal of Nicholas G Pappas & Company, Lawyers; Chairman, Bank of Sydney Ltd; Governor, Steve Waugh Foundation – Australia; Chairman of South Sydney District Rugby League Football Club Limited since 26 May 2008, Former Chairman (April 2003-June 2006), Director since June 2006; Director since 13 February 2006.

Former South Sydney First Grade Player (167 games), Player from 1983 – 1993 (over 200 grade games), Former Captain First Grade 2 years, Former Club Captain 2 years, Life Member; Director since 9 March 2014.

2. COMPANY SECRETARY

Mr James Hatfield was appointed to the position of company secretary on 13 February 2006. Mr Hatfield is also a Director of the Company.

3. DIRECTORS' MEETING

The number of directors' meetings and number of meetings attended by each of the directors of the Company during the year were:

Director	Board Meetings	
	2015	
	Number of meetings attended	Number of meetings held*
James Hatfield	3	3
Nikolas Hatzistergos	2	3
Ray Martin AM	1	3
Nicholas Pappas AM	3	3
Michael Andrews	3	3

* Number of meetings held during the time the director held office during the year

4. PRINCIPAL ACTIVITIES

The principal activities of the Company during the course of the financial year were the administration and management of members' interests in the South Sydney District Rugby League Football Club Limited ("the Football Club").

There were no significant changes in the nature of the activities of the Company during the year.

5. OPERATING AND FINANCIAL REVIEW

The operating result of the Company for the year was a result of \$136,044 (2014: \$88,600). This result was after deriving \$763,477 (2014: \$696,659) in membership subscription revenue, awarding grants to the Football Club of \$357,017 (2014: \$300,278) and recognising a share of the trading profits/(losses) of the Football Club of \$136,044 (2014: \$88,600).

The operating result before income tax of the Football Club for the year was a profit of \$961,884 (2014: \$1,565,862). The Football Club result after income tax was a profit of \$544,175 (2014: \$1,990,354).

During the year, the Football Club's related party loans were repaid in full by the issue of a new class of preference share with limited rights to dividends from profits at the sole discretion of the Board of the Football Club and rights relating to the proceeds on winding-up.

6. SHORT AND LONG TERM OBJECTIVES AND CURRENT STRATEGY

The Company's objectives and strategies are consistent with, and aligned to, the Football Club's annual budget and its five year business plan (2013-17). The objectives, both short and long term, of this business plan, are to achieve sustained on-field success, ensure financial viability, and be good corporate citizens through the positive actions of the Football Club's related party, Souths Cares PBI Limited.

7. PERFORMANCE MEASUREMENT

The Company's performance measurements are consistent with, and aligned to, the sensitivity analysis of key variables and targets established within the Football Club's annual budget and its business plan. The actual performance of the Football Club's business are measured monthly against these key indicators, and further, on an annual basis through a more rigorous review.

8. MEMBERSHIP

The Company is a company limited by guarantee and without share capital. The number of members as at 31 October 2015 was 23,995 (2014: 21,895).

9. LIABILITY OF MEMBERS ON WINDING-UP

Every Member of the Company undertakes to contribute to the assets of the Company, in the event of the same being wound up while the Member is a member or within one year after the Member ceases to be a member of the Company, for payment of the debts and liabilities of the Company contracted before the Member ceases to be a member of the Company and of the costs, charges and expenses of winding up and for adjustment of rights of the contributors among themselves, such amount as may be required, not exceeding \$4.

10. DIVIDENDS

The Company is a company limited by guarantee and is prevented by its constitution from paying dividends.

11. EVENTS SUBSEQUENT TO REPORTING DATE

There has not arisen in the interval between the end of the financial year and the date of this report any item, transaction or event of a material and unusual nature likely, in the opinion of the directors of the Company to affect significantly the operations of the Company, the results of those operations, or the state of affairs of the Company, in future financial years.

12. LEAD AUDITOR'S INDEPENDENCE DECLARATION

The Lead Auditor's independence declaration is set out on page 10 and forms part of the directors' report for the year ended 31 October 2015.

This report is made with a resolution of the directors:



Nicholas Pappas AM

Chairman

Dated at Sydney this 17 December 2015



Nikolas Hatzistergos

Director

Dated at Sydney this 17 December 2015

LEAD AUDITOR'S INDEPENDENCE DECLARATION UNDER SECTION 307C OF THE CORPORATIONS ACT 2001

To: the directors of South Sydney Members Rugby League Football Club Limited

I declare that, to the best of my knowledge and belief, in relation to the audit for the year ended 31 October 2015 there have been:

- no contraventions of the auditor independence requirements as set out in the Corporations Act 2001 in relation to the audit; and
- no contraventions of any applicable code of professional conduct in relation to the audit.

KPMG



Cameron Roan

Partner

Sydney

17 December 2015

STATEMENT OF PROFIT OR LOSS AND OTHER COMPREHENSIVE INCOME

For the year ended 31 October 2015

	Note	Year ended 31 October 2015 \$	Year ended 31 October 2014 \$
Revenue from rendering of services		763,477	696,659
Total revenue		763,477	696,659
Members' expenses		(359,936)	(359,825)
Other expenses		(46,524)	(36,556)
Earnings before financing costs, depreciation, amortisation, grants and impairment		357,017	300,278
Financial income		-	-
Financial expenses		-	-
Net financing costs		-	-
Share of profit/(loss) of associate	7	136,044	88,600
Grants awarded to related parties	10	(357,017)	(300,278)
Result for the period		136,044	88,600
Other comprehensive income			
Other comprehensive income for the period		-	-
Total comprehensive income for the period		136,044	88,600

The statement of Profit or Loss and other comprehensive income is to be read in conjunction with the notes to the financial statements set out on pages 13 to 17.

STATEMENT OF CHANGES IN EQUITY

For the year ended 31 October 2015

	Retained Earnings \$	Total Equity \$
Balance at 1 November 2013	-	-
Total comprehensive income for the period		
Result for the period	88,600	88,600
Other comprehensive income	-	-
Total comprehensive income for the period	88,600	88,600
Transactions with owners, recorded directly in equity	-	-
Balance at 31 October 2014	88,600	88,600
	Retained Earnings \$	Total Equity \$
Balance at 1 November 2014	88,600	88,600
Total comprehensive income for the period	136,044	136,044
Result for the period	-	-
Other comprehensive income	-	-
Total comprehensive income for the period	224,644	224,644
Transactions with owners, recorded directly in equity	-	-
Balance at 31 October 2015	224,644	224,644

The statement of changes in equity is to be read in conjunction with the notes to the financial statements set out on pages 13 to 17.

STATEMENT OF FINANCIAL POSITION

As at 31 October 2015

	Note	2015 \$	2014 \$
Assets			
Trade and other receivables	4	336,223	334,695
Total current assets		336,223	334,695
Investments	5	224,644	88,600
Total non-current assets		224,644	88,600
Total assets		560,867	423,295
Liabilities			
Trade and other payables	8	336,223	334,695
Total current liabilities		336,223	334,695
Total non-current liabilities		-	-
Total liabilities		336,223	334,695
Net assets		224,644	88,600
Members' funds			
Retained earnings		224,644	88,600
Total Members' funds		224,644	88,600

The statement of financial position is to be read in conjunction with the notes to the financial statements set out on pages 13 to 17.

STATEMENT OF CASH FLOWS

For the year ended 31 October 2015

	Note	2015 \$	2014 \$
Cash flows from operating activities			
Cash receipts from customers		-	-
Cash paid to suppliers and employees		-	-
Cash generated from operations		-	-
Net cash from operating activities	9	-	-
Cash flows from investing activities		-	-
Net cash from investing activities		-	-
Cash flows from financing activities		-	-
Net cash from financing activities		-	-
Net increase in cash and cash equivalents		-	-
Cash and cash equivalents at beginning of period		-	-
Cash and cash equivalents at 31 October		-	-

The statement of cash flows is to be read in conjunction with the notes to the financial statements set out on pages 13 to 17.

NOTES TO THE FINANCIAL STATEMENTS

1. REPORTING ENTITY

The Company is incorporated and domiciled in Australia as a Company limited by guarantee. In accordance with the Constitution of the Company, every member of the Company undertakes to contribute an amount limited to \$4 per member in the event of the winding up of the Company during the time that he or she is a member or within one year thereafter.

The principal activities of the Company during the course of the financial year were the administration and management of members' interests in the South Sydney District Rugby League Football Club Limited ("The Football Club").

2. BASIS OF PREPARATION

(a) Statement of compliance

In the opinion of the directors, the Company is not publicly accountable. The financial statements are Tier 2 general purpose financial statements which have been prepared in accordance with Australian Accounting Standards – Reduced Disclosure Requirements adopted by the Australian Accounting Standards Board and the Corporations Act 2001. The financial report of the Company does not comply with International Financial Reporting Standards (IFRS's) due to the adoption of the Reduced Disclosure Requirements AASB's. This is the first accounting period for which financial statements have been prepared under the Reduced Disclosure Requirements framework. This has led to the removal of disclosures in relation to segment reporting, auditors' remuneration, reconciliation of cash flows from operating activities and financial instruments.

They were authorised for issue by the Board of Directors on 15 December 2015. Details of the Company's accounting policies, including changes during the year, are included in Note 3.

(b) Basis of measurement

The financial statements have been prepared on the historical cost basis.

(c) Functional and presentation currency

The financial report is presented in Australian dollars, which is the Company's functional currency.

(d) Use of estimates and judgements

In preparing these financial statements in conformity with Australian Accounting Standards – Reduced Disclosure Requirements, management has made judgements, estimates and assumptions that affect

the application of accounting policies and the reported amounts of assets, liabilities, income and expenses. Actual results may differ from these estimates.

Estimates and underlying assumptions are reviewed on an ongoing basis. Revisions to accounting estimates are recognised prospectively.

3. SIGNIFICANT ACCOUNTING POLICIES

(a) Financial instruments

(i) Non-derivative financial instruments

Non-derivative financial instruments comprise trade and other receivables and trade and other payables.

Non-derivative financial instruments are recognised initially at fair value plus, for instruments not at fair value through profit or loss, any directly attributable transaction costs, except as described below. Subsequent to initial recognition non-derivative financial instruments are measured as described below. Other non-derivative financial instruments are measured at amortised cost using the effective interest method, less any impairment losses.

Trade and other payables are stated at amounts contracted with suppliers/other parties. Trade payables are non-interest bearing and are normally settled within 30 days.

(b) Investments in associates

Associates are those entities in which the company has significant influence, but not control, over the financial and operating policies. The financial statements includes the company's share of the total recognised gains and losses of associates on an equity accounted basis, from the date that significant influence commences until the date that significant influence ceases. When the company's share of losses exceeds its interest in an associate, the company's carrying amount is reduced to nil and recognition of further losses is discontinued except to the extent that the company has incurred legal or constructive obligations or made payments on behalf of an associate.

(c) Impairment

Financial assets

A financial asset is assessed at each reporting date to determine whether there is any objective evidence that it is impaired. A financial asset is considered to be impaired if objective evidence indicates that one or more events have had a negative effect on the estimated future cash flows of that asset.

An impairment loss in respect of a financial asset measured at amortised cost is calculated as the difference between its carrying amount, and the

present value of the estimated future cash flows discounted at the original effective interest rate. An impairment loss in respect of an available-for-sale financial asset is calculated by reference to its fair value.

Individually significant financial assets are tested for impairment on an individual basis. The remaining financial assets are assessed collectively in companies that share similar credit risk characteristics. All impairment losses are recognised through profit or loss. Any cumulative loss in respect of an available-for-sale financial asset recognised previously in equity is transferred to profit or loss.

An impairment loss is reversed if the reversal can be related objectively to an event occurring after the impairment loss was recognised. For financial assets measured at amortised cost, the reversal is recognised in profit or loss.

Equity-accounted investees

An impairment loss in respect of an equity-accounted investee is measured by comparing the recoverable amount of the investment with its carrying amount. An impairment loss is recognised in profit or loss, and is reversed if there has been a favourable change in the estimates used to determine the recoverable amount.

(d) Revenue

Revenue from services rendered comprises revenue from member subscriptions and is recognised through profit or loss when the services are provided. No revenue is recognised if there are significant uncertainties regarding recovery of the consideration due, the costs incurred or to be incurred cannot be measured reliably, there is a risk of cancellation of membership or there is continuing management involvement with the goods.

(e) Income tax

The Company is exempt from income tax under Division 50 of the Income Tax Assessment Act (1997).

(f) Goods and services tax

Revenue, expenses and assets are recognised net of the amount of goods and services tax (GST), except where the amount of GST incurred is not recoverable from the taxation authority. In these circumstances, the GST is recognised as part of the cost of acquisition of the asset or as part of the expense.

Receivables and payables are stated with the amount of GST included. The net amount of GST recoverable from, or payable to, the taxation authority is included as a current asset or liability in the balance sheet.

(g) New standards and interpretations not yet adopted

A number of new standards, amendments to standards and interpretations are effective for annual periods beginning after 1 January 2014, and have not been applied in preparing these financial statements. Those which may be relevant to the Company are set out below. The Company does not plan to adopt these standards early.

AASB 9 Financial Instruments (2014)

AASB 9 (2014), published in December 2014, replaces the existing guidance AASB 9 (2009), AASB 9 (2010) and AASB 139 Financial Instruments: Recognition and Measurement and is effective for annual reporting periods beginning on or after 1 January 2018, with early adoption permitted.

The key changes introduced in AASB 9 (2014) are:

- requirements for impairment of financial assets based on a three-stage 'expected loss' approach;
- limited amendments to classification and measurement of financial assets to add a third measurement category for debt instruments. The new category

of fair value through other comprehensive income is added to the existing categories for debt instruments, i.e. amortised cost and fair value through profit or loss; and

- amendments to AASB 7 Financial Instruments: Disclosures that significantly expand the disclosures required in relation to credit risk

The Company is assessing the potential impact on its consolidated financial statements resulting from the application of AASB 9 (2014).

AASB 15 Revenue from Contracts with Customers

AASB 15 establishes a comprehensive framework for determining whether, how much and when revenue is recognised. It replaces existing revenue recognition guidance, AASB 111 Construction Contracts, AASB 118 Revenue and AASB 1004 Contributions. AASB 15 is effective from annual reporting periods beginning on or after 1 January 2017, with early adoption permitted.

The Company is assessing the potential impact on its consolidated financial statements resulting from the application of AASB 15.

	2015	2014
4. TRADE AND OTHER RECEIVABLES	\$	\$
Current		
Trade receivables due from associate (note 10)	336,223	334,695
5. INVESTMENTS		
Non-current		
Investments in associate (note 7)	224,644	88,600

6. CURRENT TAX ASSETS AND LIABILITIES

The current tax liability for the Company is Nil. The Company is a not for profit sporting organisation, and as such, it is exempt from Income Tax under Division 50 of the Income Tax Assessment Act (1997).

7. INVESTMENT ACCOUNTED FOR USING THE EQUITY METHOD

Investments in associates

Investments in associates (refer to note 5) are accounted for using the equity method.

The Company has the following investment in associates:

	Principal activities	Country	Reporting Date	Ownership Interest 2014	Ownership Interest 2013	Date of Acquisition
South Sydney District Rugby League Football Club Limited (SSDRLFC)	Propagation and promotion of Rugby League and other strategic interests	Australia	31 October	25%	25%	7 June 2006

The Company's share of profits in its equity accounted associate for the year was \$136,044 (2014: \$497,589). In the prior year the Company had not recognised part of its share of this profit relating to SSDRLFC, totalling \$497,589 given the Company previously had unrecognised accumulated losses amounting to \$1,635,955 from 31 October 2013 and had no obligation in respect of these losses. These losses have been eliminated by the current and prior year profits such that the Company's share of profits in excess of these past losses of \$136,044 (2014: \$88,600) have been recognised by the Company as at 31 October 2015.

**7. INVESTMENT ACCOUNTED FOR USING THE EQUITY METHOD** *(continued)*

Summary financial information for the associate not adjusted for the ownership held by the Company:

	Revenues and Other income \$	Expenses and Interest \$	Profit before tax \$	Profit after tax \$	Total Assets (100%) \$	Total Liabilities (100%) \$
2015						
South Sydney District Rugby League Football Club Limited	26,592,227	(26,048,052)	961,884	544,175	11,889,359	5,841,218
2014						
South Sydney District Rugby League Football Club Limited	27,361,158	(25,370,804)	1,565,862	1,990,354	11,845,153	11,490,754

The result before depreciation, amortisation, impairments, tax and financing costs of SSDRLFC for the year was a profit of \$1,829,001 (2014: \$2,634,177). The profit after financing costs and income tax was \$544,175 (2014: \$1,990,354).

During the year the related party loans were repaid in full. In complying with Australian Accounting Standards, SSDRLFC is required to recognise notional interest (not payable) resulting from the preferential terms of these related party loans and these financial results for SSDRLFC include notional interest amounting to \$317,533 (2014: \$384,024) for the period of the year that the loans remained in force.

	Year ended 31 October 2015 \$	Year ended 31 October 2014 \$
Share of associate loss before income tax	240,471	88,600
Share of income tax expense	(104,427)	-
Share of associates net profit/(loss) accounted for using the equity method	136,044	88,600

The Company holds an equity interest in SSDRLFC comprising 1,000,000 ordinary shares (25% interest) and 1 A class Preference Share. The Preference Share has the following rights:

- (a) Other than in respect of any of the matters set out in (b) below, the holder of the Preference Share has no voting rights at any meeting of Members except in respect of any resolution proposing to amend or otherwise adversely affect the rights attaching to the Preference Share
- (b) At all times while the Company remains a public company limited by guarantee and owns the legal and beneficial interest in the Preference Share, SSDRLFC must not, without the consent of the Company as holder of the Preference Share:
- (i) enter into a merger, joint venture, amalgamation or any similar form of arrangement with any other rugby league club;
- (ii) make any decision to list the share capital of SSDRLFC or a derivative business of SSDRLFC on the official list of a stock exchange; or
- (iii) change the Football Team's:
- (A) team colours from Cardinal Red and Myrtle Green (other than where the design incorporates colours other than Cardinal Red and Myrtle Green due to maker's marks or any minor modifications which are in line with other teams and trends);
- (B) name from "South Sydney District Rugby League Football Club" or "Rabbitohs";
- (C) rabbit logos *(other than any minor modifications which are in line*

with other teams and trends);

- (D) home ground to a venue outside the South Sydney District *(excluding ANZ Stadium, formerly known as Telstra Stadium);* or
- (E) team song *("Glory, Glory to South Sydney").*

- (c) The Preference Share entitles the holder to appoint two representatives to serve as Directors of the SSDRLFC board.
- (d) The Preference Share has no right to receive dividends.
- (e) The Preference Share is not transferable.
- (f) The Preference Share must not be purchased pursuant to a selective buy back without the written consent of the holder of the Preference Share.
- (g) No more than one Preference Share may be issued.
- (h) The Preference Share entitles the holder to priority in repayment of the amount of \$1.00 paid up on the Preference Share in priority to all other Shares in SSDRLFC in the event of winding up of SSDRLFC, and thereafter, has no further right to participate in any further assets of SSDRLFC upon its winding up.

Based on the above rights, the Company is deemed to have significant influence over SSDRLFC.



	Year ended 31 October 2015 \$	Year ended 31 October 2014 \$
--	-------------------------------------	-------------------------------------

8. TRADE AND OTHER PAYABLES

Current	Year ended 31 October 2015 \$	Year ended 31 October 2014 \$
Income received in advance	336,223	334,695

9. RECONCILIATION OF CASH FLOWS FROM OPERATING ACTIVITIES**Non-cash transaction during the year**

The Company does not operate its own bank account. SSDRLFC administered all cash receipts and payments on behalf of the Company. All revenue, expenditure, assets and liabilities recognised in the statement of profit or loss and other comprehensive income and statement of financial position are recognised from non-cash transactions with SSDRLFC.

10. RELATED PARTIES

Amounts paid to key management personnel during the year were as follows:

	Year ended 31 October 2015 \$	Year ended 31 October 2014 \$
Short-term and long-term employee benefits	-	-

From time to time, key management personnel may purchase goods from the Company. These purchases are on the same terms and conditions as those entered into by other employees, customers or members and are trivial or domestic in nature.

OTHER RELATED PARTY TRANSACTIONS**Associates**

During the year, South Sydney District Rugby League Football Club Limited ("the Football Club") provided administrative and back office support to the Company. Direct costs with respect to membership (eg. postage etc) were charged at cost. No charge was levied with respect to the value of time incurred by employees of the Football Club in providing such support, nor was there a 5% uplift to costs incurred by the Football Club in providing the administrative support as permitted under the South Sydney Rabbitohs Co-Operation and Subscription Deed.

The Football Club administered all cash receipts and payments on behalf of the Company. Accordingly no independent cash flows have been recorded by the Company for the current period.

The excess derived for the year ended 31 October 2015 of \$357,017 (2014: \$300,278) was granted to the Football Club in accordance with the terms of the restructure contained in the South Sydney Rabbitohs Co-Operation and Subscription Deed.

The excess for the year excludes share of profit/(loss) of associate as the South Sydney Rabbitohs Co-Operation and Subscription Deed notes that the amounts to be granted to the Football Club exclude amounts attributable to dividends received from the Football Club. The share of profits of associate would be realised through the declaration of dividends from the Football Club and thus should be excluded to ensure any future dividends will be beneficially received by the Company.

At the reporting date, an amount of \$336,223 (2014: \$334,695) is receivable from the Football Club with respect to 2016 subscription monies received on the Company's behalf.

11. SUBSEQUENT EVENTS

There have been no events subsequent to balance date which would have a material effect on the Company's financial statements at 31 October 2015.

12. COMPANY DETAILS

The Company is incorporated and domiciled in Australia as a company limited by guarantee. In accordance with the Constitution of the Company, every member of the Company undertakes to contribute an amount limited to \$4 per member in the event of the winding up of the Company during the time that he or she is a member or within one year thereafter. At 31 October 2015 there were 23,995 (2014: 21,895) members.

The registered office of the Company is Level 4 / 265 Chalmers Street, Redfern, New South Wales, 2016.

DIRECTORS' DECLARATION

In the opinion of the directors of South Sydney Members Rugby League Football Club Limited ('the Company'):

- (a) the financial statements and notes, set out on pages 11 to 17, are in accordance with the Corporations Act 2001, including:
- (i) giving a true and fair view of the financial position of the Company as at 31 October 2015 and of its performance, as represented by the results of its operations and its cash flows, for the period ended on that date;
 - (ii) complying with Australian Accounting Standards and the Corporations Regulations 2001; and
- (b) there are reasonable grounds to believe that the Company will be able to pay its debts as and when they become due and payable.

Dated at Redfern this 17th day of December 2015

Signed in accordance with a resolution of the directors:



Nicolas Pappas AM
Chairman



Nikolas Hatzistergos
Director

INDEPENDENT AUDITOR'S REPORT TO THE MEMBERS OF SOUTH SYDNEY MEMBERS RUGBY LEAGUE FOOTBALL CLUB LIMITED**REPORT ON THE FINANCIAL REPORT**

We have audited the accompanying financial report of South Sydney District Rugby League Football Club Limited (the Company), which comprises the statement of financial position as at 31 October 2015, and the statement of comprehensive income, statement of changes in equity and statement of cash flows for the year ended on that date, notes 1 to 12 comprising a summary of significant accounting policies and other explanatory information and the directors' declaration.

Directors' responsibility for the financial report

The directors of the company are responsible for the preparation of the financial report that gives a true and fair view in accordance with Australian Accounting Standards – Reduced Disclosure Requirements and the Corporations Act 2001 and for such internal control as the directors determine is necessary to enable the preparation of the financial report that is free from material misstatement, whether due to fraud or error.

Auditor's responsibility

Our responsibility is to express an opinion on the financial report based on our audit. We conducted our audit in accordance with Australian Auditing Standards. These Auditing Standards require that we comply with relevant ethical requirements relating to audit engagements and plan and perform the audit to obtain reasonable assurance whether the financial report is free from material misstatement.

An audit involves performing procedures to obtain audit evidence about the amounts and disclosures in the financial report. The procedures selected depend on the auditor's judgement, including the assessment of the risks of material misstatement of the financial report, whether due to fraud or error. In making those risk assessments, the auditor considers internal control relevant to the entity's preparation of the financial report that gives a true and fair view in order to design audit procedures that are appropriate in the circumstances, but not for the purpose of expressing an opinion on the effectiveness of the entity's internal control. An audit also includes evaluating the appropriateness of accounting policies used and the reasonableness of accounting estimates made by the directors, as well as evaluating the overall presentation of the financial report.

We performed the procedures to assess whether in all material respects the financial report presents fairly, in accordance with the Corporations Act 2001 and Australian Accounting Standards, a true and fair view which is consistent with our understanding of the Company's financial position and of its performance.

We believe that the audit evidence we have obtained is sufficient and appropriate to provide a basis for our audit opinion.

Independence

In conducting our audit, we have complied with the independence requirements of the *Corporations Act 2001*. We confirm that the independence declaration required by the *Corporations Act 2001*, which has been given to the directors of South Sydney Members Rugby League Football Club Limited on 17 December 2015, would be the same if given to the directors as at the time of this auditor's report.

Auditor's opinion

In our opinion:

- (a) the financial report of South Sydney Members Rugby League Football Club Limited is in accordance with the Corporations Act 2001, including:
- (i) giving a true and fair view of the Company's financial position as at 31 October 2015 and of its performance for the year ended on that date; and
 - (ii) complying with Australian Accounting Standards – Reduced Disclosure Requirements and the Corporations Regulations 2001.

KPMG



Cameron Roan

Partner

Sydney

17 December 2015



CO-MAJOR PARTNERS

Crown Resorts
Fujitsu General Australia

PREMIER PARTNERS

ALCATEL onetouch
ISC

PLATINUM PARTNERS

HOSTPLUS
Luxbet
Suttons South Sydney

ASSOCIATE PARTNERS

Body Science International
Capital Training Institute
De'Longhi Australia
Coca-Cola Amatil
Colgate Palmolive
Deppro Australia
Lion
NOVA
Peters of Kensington
Simply Energy
The Juniors

CORPORATE PARTNERS

Abbey Engraving & Gifts
Able Liquid Waste
Alex Bowen Carpets
AnaB Designs
Ashby & Co Chartered Accountants
Attard Agencies
ATCO Structures & Logistics Pty Ltd
Australian Technology Park

Australian Turf Club
Avonmore on the Park
AVS Corporate Australia
Baywash Dry Cleaning and Laundry Services

Beiersdorf
Bigway Interiors Pty Ltd
Brad Ryder

C & J Auto Repairs
Camperdown Fitness

Campisi Electrical
Charas Constructions

Chester Hill Dental
Club Warehouse

Concrete Floor Protection
Connor & Solomon Architects

Coogee First National Real Estate
Coogee Legion Ex-Service Club

CPK Building Services
DD Corporate PL

First Class Travel
G & M Maxwell

Garlo's Pies
Green Options

Greg Johnson
Group Colleges Australia (Redfern Travel)

GSA Insurance Brokers
Guy Russo

Icons of Sport
IGA Hillston

Inspirations Paint & Colour Rockdale
Interlink Telecoms

J Steel Australasia
JEM Promotional Products

JMS Transport
K&W Signs & Maintenance

KARI Aboriginal Resources Inc
KH Electrical / Air Solutions

Kingsford Timber Mitre 10
LM Hayter & Sons Pty Ltd

Logitech Shop

Madison
Mr Mobile
Northwest Laser Cutting Services
OAMM

O'Connors Pharmacy
Oztech Plumbing

Park & Fly
Park Cafe on Chalmers

PKF Lawler Corporate Finance
PKF Lawler Partners

Radar Snake Defence
Raine & Horne Rockdale

Randwick City Council
Reilly & Sons Food Services

Rembrandt Suits Pty Ltd
Revesby North Post Office

Rix Refrigeration
SAAP Auto

SE Timber Floors & Shutters
Sienna Marina Bar & Restaurant

Sir Joseph Banks Hotel
Skin X

Spot Productions
Stax Electrical

T & S Valves & Fittings Supplies
Technical Audio Group

Telford's Bus & Coach
The Promotions Factory

Tonic Connective
Tourism Tropical North Queensland

Triple C Consulting
Tropicana Cafe

Tyrrell's Wines
Walsh's Village Pharmacy

Wattlegrove Air
Waznshaz Pty Ltd

Wilken Group
William Buck (NSW) Pty Ltd

Windsor Income Protection
XXIV Septem Pty Ltd

**SOUTH SYDNEY DISTRICT RUGBY LEAGUE FOOTBALL CLUB LIMITED***The Beginning...*

South Sydney District Rugby League Football Club was formed at a public meeting held at Redfern Town Hall on 17 January 1908.

On March 5, 1908, the NSW Rugby League issued the Club its receipt No. 2 for their £ -1 – 1 – 0 affiliation fee.

The Club's first premiership match, also the first in the NSWRL competition, was played at Birchgrove Oval on Easter Monday, 20 April 1908. Souths defeated North Sydney 11-7. Winger Tommy Anderson scored Souths first try, with others added during the historic game by forwards Dick Green and Harold Butler, who also kicked a goal.

The Club was incorporated as a company limited by guarantee at a Special General Meeting on 13 June 1982.

The rebirth of the Rabbitohs began on 7 June, 2006 through a new partnership between Russell Crowe, Peter Holmes à Court and the 8000 Members of the Club. The voting Members of the Football Club voted by a 75.8% majority to convert the Club from a company limited by guarantee to a company limited by shares at an Extraordinary General Meeting held on 19 March 2006.

OUTSTANDING SEASONS

1925: Won the first, reserve and third grade premierships and City Cup. First grade was undefeated in its 12 matches – the first and still the only team to win every game in a season.

1953: Won the first and reserve grade premierships, Club Championship and President's Cup (then the only interdistrict junior competition). Runner – up in third grade, losing 11-9, after playing extra time.

1968: Won first and reserve grade premierships, Club Championships, President's Cup and Flegg Trophy. Third grade defeated 14-9 in preliminary final.

1969: Minor premiers and runner's up in first grade. Minor premiers in reserve grade. Won third grade premiership, Club Championship, Pre-season Competition, President's Cup, Flegg Trophy and Ball Cup.

TEAM ACHIEVEMENTS**PREMIERSHIPS AND COMPETITIONS****First Grade Premiers: 21**

1908, 1909, 1914, 1918, 1925, 1926, 1927, 1928, 1929, 1931, 1932, 1950, 1951, 1953, 1954, 1955, 1967, 1968, 1970, 1971, 2014

First Grade Runners-Up: 13

1910, 1916, 1917, 1920, 1923, 1924, 1935, 1937, 1939, 1949, 1952, 1965, 1969

Reserve Grade Premiers: 20

1913, 1914, 1917, 1923, 1924, 1925, 1926, 1927, 1929, 1931, 1932, 1934, 1943, 1945, 1952, 1953, 1956, 1966, 1968, 1983

Reserve Grade Runners-Up: 7

1918, 1920, 1930, 1954, 1963, 1964, 1967

Third/Under23/Under21 Grade Premiers: 10

1912, 1918, 1925, 1928, 1933, 1962, 1969, 1981, 1986, 1989

Third/Under23/Under21/Toyota Cup Runners-Up: 15

1913, 1926, 1934, 1935, 1936, 1942, 1952, 1953, 1954, 1956, 1961, 1966, 1970, 1987, 2010

Third Grade South Sydney affiliated Clubs Premiers: 7

1908 (Sydney), 1909 (S.S. Federal), 1910 (Sydney), 1913 (S.S. Federal), 1921, 1922 (Mascot), 1923 (Kensington).

World Club Challenge Champions (1976 –): 1

2015 - defeated St Helens 39-0 at Lengtree Park. Record winning margin.

**Club Champions (1930 –): 9**

1932, 1933, 1952, 1953, 1954, 1967, 1968, 1969, 1989

City Cup Won (1912 – 1925, first grade): 4

1912, 1921, 1924, 1925

City Cup Runners-Up: 2

1914, 1917

Sports Ground Cup won (1912 – 1916, reserve grade): 3

1914, 1915, 1916 – won outright.

League's Cup won (1917 – 1926 reserve grade): 4

1917, 1918, 1919, 1922

NRL Auckland Nines (2014 –): 1

2015

Pre-season competition won (1962 – 1981, 1990 – 1995): 5

1966, 1969, 1972, 1978, 1994

Mid-week Knockout Cup won (1974 – 1989): 1

1971 as Tooth Cup

State Championship won (1932, 1939 – 1945): 1

1932

Sevens won (1988 – 2005): 1

1988

JUNIORS COMPETITIONS WON**Munn Cup (1908 – 1910): 3**

1908, 1909, 1910 – won outright

President's Cup (1910 –): 20

1936, 1942, 1943, 1951, 1953, 1960, 1961, 1962, 1963, 1964, 1965, 1968, 1969, 1971, 1972, 1974, 1977, 1980, 1982, 1983

H.J. Flegg Trophy (1961 –): 8

1962, 1964, 1966, 1967, 1968, 1969, 1972, 1978

S.G. Ball Cup (1965 –): 10

1965, 1969, 1974, 1975, 1976, 1979, 1980, 1986, 1994, 1998

H. Matthews Cup (1970 –): 1

1974



**Junior Club Championship (1982 –): 1**

1986

Lennox Cup (1947 – 1950): 1

1948

SUMMARY**78 NSWRL** Grade competitions won**44 NSWRL** junior competitions won**Total: 122****LARGEST HOME GROUND ATTENDANCES****No specific Home Ground (1908 – 1927):**

31,500 at Sydney Cricket Ground V St George, 18 June 1927

Sydney Sports Ground (1928 – 1947):

31,095 v Balmain 4 June 1967

32,373 v Western Suburbs (Final) 16 September 1950, when not at home ground.

Redfern Oval (1948 – 1987):

23,257 v Manly-Warringah 19 July 1987

Sydney Football Stadium (1988 – 2005):

35,316 v Sydney Roosters 15 March 2002 (competition round)

40,000 v Balmain 10 September 1989 (Preliminary Final)

36,804 vs St George Illawarra 16 February 2002 (Charity Shield)

ANZ Stadium (2006 –):

59,708 v Roosters 6 September 2013 (competition round)

83,833 v Bulldogs 5 October 2014 (Grand Final)

24,566 v St George Illawarra Dragons 18 February 2006 (Charity Shield)

LARGEST ATTENDANCE AT ANY GROUND

ANZ Stadium; 83,833 v Bulldogs, Grand Final, 5 October 2014

HIGHEST SCORE AND BIGGEST WINNING MARGIN IN PREMIERSHIP GAME

67 – 0 Western Suburbs, Sydney Showground, 23 July 1910

INDIVIDUAL ACHIEVEMENTS**MOST GAMES IN FIRST GRADE:** 246 John Sutton 2004 – Current**MOST GAMES IN ALL GRADES:** 297 Craig Coleman 1980 – 1992**FIRST GRADE SCORING FEATS****MOST POINTS IN CAREER:** 1841 Eric Simms 1965 – 1975 (23 tries, 803 goals, 86 field goals)**MOST POINTS IN A SEASON:** 265 Eric Simms 1969 (1 try, 112 goals, 19 field goals)**MOST POINTS IN A GAME:** 29 Johnny Graves v Eastern Suburbs, Sydney Sports Ground, 7th June 1952 (3 tries, 10 goals).**MOST TRIES IN CAREER:** 146 Nathan Merritt 2002 – 2014**23****MOST TRIES IN A SEASON:** 29 Les Brennan 1954**MOST TRIES IN A GAME:** 5 Harold Horder Vs North Sydney 4 June 1917 and 14 July 1917; Alan Quinlivan v University 11 July 1936; Don Manson V University 17 April 1937; John Graves v Eastern Suburbs 16 July 1949; Ian Moir v Parramatta 1 June 1957; Eric Sladden v Parramatta 10 August 1957; Nathan Merritt v Parramatta 8 August 2011**MOST GOALS IN CAREER:** 890 Eric Simms 1965 – 1975**MOST GOALS IN SEASON:** 131 Eric Simms 1969**MOST GOALS IN A GAME:** 11 Eric Simms v Cronulla 11 April 1969 and v Penrith 27 July 1969**MOST TRIES IN CAREER BY A FORWARD:** 100 Bob McCarthy 1963 – 1975, 1978**MOST TRIES IN SEASON BY A FORWARD:** 17 Bob McCarthy 1971**MOST TRIES IN A GAME BY A FORWARD:** 4 Ernie Lapham v Glebe 13 June 1925; v Balmain 21 May 1927, North Sydney 28 May 1927; Les Cowie v Balmain 1 September 1956**AUSTRALIAN CAPTAINS IN TESTS/WORLD SERIES:** 5 Arthur Hennessy, Clive Churchill, John Sattler, Bob McCarthy, Ron Coote**OTHER NATIONS CAPTAINS IN TESTS/WORLD CUPS:** 2 Roy Asotasi (New Zealand, Samoa), Nigel Vagana (Samoa)**PLAYED FOR AUSTRALIA WHILE WITH SOUTH SYDNEY – 68**

Tommy Anderson, Jim Armstrong, Alf Blair, Cecil Blinkhorn, Ray Branighan, Tim Brasher, Arthur Butler, Bill Cann, Mark Carroll, Clive Churchill, Michael Cleary, Arthur Conlin, Ron Coote, Les Cowie, Frank Curran, Steve Darmody, Les Davidson, Jim Davis, Denis Donoghue, Terry Fahey, Harry Finch, Bryan Fletcher, Herb Gilbert, Bob Grant, John Graves, Howard Hallett, Ernie Hammerton, Greg Hawick, Arthur Hennessy, Bob Honan, Harold Horder, Greg Inglis, Brian James, Alex Johnston, Harry Kadwell, Clem Kennedy, John Kerwick, Jack Levison, Eric Lewis, Jim Lisle, Bob McCarthy, Eddie McGrath, Paddy Maher, Ian Moir, William ‘Webby’ Neill, Ray Norman, Alf O’Connor, Frank O’Connor, John O’Neill, Arthur Oxford, George Piggins, Denis Pittard, Bernie Purcell, Jack Rayner, Eddie Root, John Rosewell, Paul Sait, John Sattler, Eric Simms, Bill Spence, Gary Stevens, David Taylor, George Treweek, Dylan Walker, Elwyn Walters, Benny Wearing, Jack Why, Perce Williams

PLAYED FOR AUSTRALIA BEFORE OR AFTER PLAYED WITH SOUTH SYDNEY – 39

Braith Anasta, Royce Ayliffe, Peter Burge, Hugh Byrne, Darrell Chapman, Michael Crocker, Ron Crowe, Col Donohoe, Jim Dymock, Percy Fairall, Bob Gehrke, Brian Hambly, Shannon Hegarty, Terry Hill, Ray Hines, Johnny Hutchinson, Matt King, Adam MacDougall, Ian Mackay, Mark McGaw, Keith Middleton, Jim Morgan, Webby Neill, Rex Norman, Claude O’Donnell, Bryan Orrock, Bill Owen, David Peachey, Russell Richardson, Ian Roberts, Craig Salvatori, Jim Serdaris, Glenn Stewart, Billy Thompson, Peter Tunks, Lote Tuqiri, Harry Wells, Graham Wilson, Craig Wing

PLAYED FOR SOUTH SYDNEY AND OTHER COUNTRIES – 48

* Indicates while with Souths

Fred Anderson (South Africa as guest), *Roy Asotasi (New Zealand, Samoa), Bobby Banham (New Zealand), *George Burgess (England), *Sam Burgess (England), *Thomas Burgess (England), John Burke (Britain), *Angelo Dymock (Tonga), *David Fa’alogo (New Zealand, Samoa), *Joe Falemaka (Tonga), Joe Galuvao (New Zealand), Henderson Gill (Britain), *Tere Glassie (Cook Islands), Bryson Goodwin (New Zealand), *Terry Hermansson (New Zealand), Phil Howlett (Tonga), Lee Jackson (Britain), *David Kidwell (New Zealand), *Apisai Koroisau (Fiji), *Jeff Lima (Samoa), Filimone Lolohea (Tonga), Bernie Lowther (New Zealand), *Issac Luke (New Zealand) Willie Manu (Tonga), *Manase Manuokafoa (Tonga), Darren Maroon (Lebanon), Martin Masella (Tonga), Mark Minichiello (Italy), Fufui Moimoi (New Zealand, Tonga), *Gene Ngamu (New Zealand), *Eddie Paea (Tonga), Eddy Pettybourne (USA), Gary Price (Britain), Frank Puletua (Samoa), Ian Rubin (Russia), Sean Skelton (South Africa), *Alan Skene (South Africa), Craig Smith (New Zealand), *Jeremy Smith (New Zealand), *Tyran Smith (New Zealand), James Storer (Fiji), *Fetuli Talanoa (Tonga), *Wallace Tangiiti (Cook Islands), Ben Te’o (Samoa), *Lote Tuqiri (Fiji), Nigel Vagana (New Zealand), *Nigel Vagana (Samoa), *Jason Williams (New Zealand)

SOUTH SYDNEY JUNIOR PLAYERS WHO BECAME INTERNATIONALS – 57

Braith Anasta, Bob Banham, Alf Blair, Ray Branighan, Gordon Clifford, Ron Coote, Les Cowie, Steve Darmody, Denis Donoghue, Col Donohoe, Angelo Dymock, Jim Dymock, Harry Finch, Bryan Fletcher, Tere Glassie, Brian Hambly, Ernie Hammerton, Greg Hawick, Terry Hill, Keith Holman, Harold Horder, Alex Johnston, Harry Kadwell, Clem Kennedy, John Kerwick, Eric Lewis, Reni Maitua, Martin Masella, Bob McCarthy, Brian Moore, Brett Mullins, Wally O’Connell, Alf O’Connor, Frank O’Connor, Bryan Orrock, Arthur Oxford, George Piggins, Bernie Purcell, Ian Roberts, Eddie Root, Paul Sait, Craig Salvatori, Jim Serdaris, Eric Simms, Tyran Smith, Bill Spence, Gary Stevens, Brad Takairangi, Billy Thompson, George Treweek, Jack Troy, Dylan Walker, Benny Wearing, Jack Why, Perce Williams, Graham Wilson, Craig Wing.

NEW SOUTH WALES STATE OF ORIGIN WHILE WITH SOUTH SYDNEY (1980-CURRENT) – 15

Phil Blake, David Boyle, Tim Brasher, Mark Carroll, Les Davidson, Mario Fenech, Bryan Fletcher, Gary Hambly, Graham Lyons, Tony Melrose, Nathan Merritt, Ziggy Niszczot, Tony Rampling, Peter Tunks, Craig Wing.

QUEENSLAND STATE OF ORIGIN WHILE WITH SOUTH SYDNEY (1980-CURRENT) – 8

Mitch Brennan, Michael Crocker, Ashley Harrison, Greg Inglis, Chris McQueen, Julian O’Neill, David Taylor, Ben Te’o.

24

STATE OF ORIGIN BEFORE OR AFTER SOUTH SYDNEY (1980 –): 24

Braith Anasta (NSW), Royce Ayliffe (NSW), Jim Dymock (NSW), Terry Fahey (NSW), Tim Grant (NSW), Marty Gurr (NSW), David Hall (NSW), Shannon Hegarty (QLD), Terry Hill (NSW), Lindsay Johnston (NSW), Matt King (NSW), Adam MacDougall (NSW), Mark McGaw (NSW), Adam Muir (NSW), David Peachey (NSW), Ian Roberts (NSW), Ben Ross (QLD), Craig Salvatori (NSW), Jim Serdaris (NSW), Craig Smith (QLD), Glenn Stewart (NSW), Lote Tuqiri (QLD), Chris Walker (QLD), Rhys Wesser (QLD).

YOUNGEST PLAYER IN FIRST GRADE STARTING TEAM: Les Bell, 15 May 1943 v North Sydney, 17 years 4 months.

YOUNGEST PLAYER IN FIRST GRADE AT ANY STAGE: Paul Mellor, replacement, 30 June 1991 v Gold Coast, 16 years 10 months.

AWARD WINNERS

E.E. CHRISTENSEN PLAYER OF THE YEAR (1946 – 1977): Clive Churchill, 1949, 1950, 1952; Jack Rayner 1953; Ron Coote 1968, 1969

COACH OF THE YEAR (1971 –): George Piggins 1986, 1989

CLAUDE CORBETT MEMORIAL TROPHY (1946 –): Clive Churchill 1950, 1954

DALLY M PLAYER OF THE YEAR (1980 –): Robert Laurie 1980

DALLY M POSITIONAL AND OTHER AWARDS (1980 –): Robert Laurie 1980 (Five-eighth of the year); Nathan Gibbs 1980 (Second-rower of the year); Mick Pattison 1981 (Five-eighth of the year); Ian Roberts 1987 (Prop of the year); Phil Blake 1989 (Five-eighth of the year); Matt Parsons 1999 (Prop of the year); Nathan Merritt 2006 (Top try scorer of the year); Chris Sandow 2008 (Rookie of the year); Nathan Merritt 2009 (Peter Frilingos memorial award for headline moment of the year); Nathan Merritt 2011 (Top try scorer of the year); Chris Sandow 2011 (Top point scorer of the year); Adam Reynolds 2012 (Rookie of the year); George Burgess 2013 (Rookie of the year); Greg Inglis 2013 (Fullback of the year, Provan-Summons Medal); Burgess Family 2013 (Peter Frilingos memorial award for headline moment of the year); Sam Burgess 2014 (Lock of the year)

RUGBY LEAGUE WEEK PLAYER OF THE YEAR (1970 –): Bob Grant 1971

ROTHMAN'S MEDAL (1968 – 1996): Denis Pittard 1969, 1971

SYDNEY MORNING HERALD BEST & FAIREST: Clive Churchill 1952; Fred Nelson 1959; Richie Powell 1964; Denis Pittard 1971, 1973

HARRY SUNDERLAND MEDAL (1964 –): Ron Coote 1970

TELEGRAPH-TCN9 PLAYER OF THE YEAR (1946 – 1967): Ron Coote 1967

KEN STEPHEN CITIZENSHIP AWARD (1988 –): Michael Andrews 1993

GEORGE PIGGINS MEDAL (2003 –): Bryan Fletcher 2003, Ashley Harrison 2004, Peter Cusack 2005, David Fa'alogo 2006, Roy Asotasi 2007, Luke Stuart 2008, John Sutton 2009, Issac Luke 2010, Nathan Merritt 2011, John Sutton 2012, Greg Inglis/John Sutton 2013, Sam Burgess 2014, Greg Inglis 2015



2015 MAJOR PARTNERS



2015 PREMIUM PARTNERS



2015 ASSOCIATE PARTNERS



2015 ASSOCIATE PARTNERS





NRL RESULTS - PREMIERSHIP MATCHES 2015

Round	Date	Opposition	Venue	Home/Away	For	Against	Win/Loss	Tries	Goals	Field Goals
1	Thu 5 March 2015	Brisbane Broncos	Suncorp Stadium	Away	36	6	Win	Greg Inglis Luke Keary Joel Reddy John Sutton Dylan Walker	Adam Reynolds 8	
2	Sun 15 March 2015	Sydney Roosters	ANZ Stadium	Home	34	26	Win	Alex Johnston 2 George Burgess Issac Luke Joel Reddy Dylan Walker	Adam Reynolds 5	
3	Sun 22 March 2015	Wests Tigers	ANZ Stadium	Home	20	6	Win	Dylan Walker 2 Greg Inglis Alex Johnston	Adam Reynolds 2	
4	Fri 27 March 2015	Parramatta Eels	Pirtek Stadium	Away	16	29	Loss	Chris Grevsmuhl Alex Johnston Joel Reddy	Adam Reynolds 2	
5	Fri 3 April 2015	Canterbury-Bankstown Bulldogs	ANZ Stadium	Away	18	17	Win	Issac Luke David Tyrrell	Adam Reynolds 4 Bryson Goodwin	
6	Mon 13 April 2015	North Queensland Cowboys	ANZ Stadium	Home	12	30	Loss	Alex Johnston David Tyrrell	Issac Luke 2	
7	Mon 20 April 2015	Cronulla-Sutherland Sharks	Remondis Stadium	Away	10	18	Loss	Alex Johnston Chris McQueen	Issac Luke	
8	Sun 26 April 2015	Canberra Raiders	Barlow Park	Home	22	30	Loss	Bryson Goodwin Greg Inglis Luke Keary Chris McQueen	Issac Luke 3	
9	Mon 11 May 2015	St George Illawarra Dragons	ANZ Stadium	Home	16	10	Win	Aaron Gray 2 Alex Johnston	Adam Reynolds 2	
10	Sat 16 May 2015	Melbourne Storm	AAMI Park	Away	12	16	Loss	Aaron Gray Alex Johnston	Bryson Goodwin Issac Luke	
11	Fri 22 May 2015	Parramatta Eels	ANZ Stadium	Home	14	12	Win	Aaron Gray 2 Cameron McInnes	Issac Luke	
12	Sat 30 May 2015	Gold Coast Titans	Cbus Super Stadium	Away	22	16	Win	Chris Grevsmuhl 2 Greg Inglis Alex Johnston	Issac Luke 3	
13	Sat 6 June 2015	Warriors	nib Stadium	Home	36	4	Win	Dylan Walker 2 Bryson Goodwin Tim Grant Chris Grevsmuhl Alex Johnston	Issac Luke 6	
14	Fri 12 June 2015	Wests Tigers	ANZ Stadium	Away	6	34	Loss	Bryson Goodwin	Adam Reynolds	
15	Bye									
16	Fri 26 June 2015	Manly-Warringah Sea Eagles	ANZ Stadium	Home	20	8	Win	Aaron Gray 2 Bryson Goodwin Luke Keary	Issac Luke 2	
17	Fri 3 July 2015	Penrith Panthers	Pepper Stadium	Away	6	20	Loss	Joel Reddy	Adam Reynolds	
18	Bye									
19	Sat 18 July 2015	St George Illawarra Dragons	Sydney Cricket Ground	Away	24	8	Win	Alex Johnston Luke Keary Adam Reynolds Dylan Walker	Adam Reynolds 4	

Round	Date	Opposition	Venue	Home/Away	For	Against	Win/Loss	Tries	Goals	Field Goals
20	Sat 25 July 2015	Newcastle Knights	ANZ Stadium	Home	52	6	Win	Greg Inglis 3 Dylan Walker 3 Alex Johnston 2 Thomas Burgess Bryson Goodwin	Adam Reynolds 6	
21	Sun 2 August 2015	Penrith Panthers	ANZ Stadium	Home	20	16	Win	Alex Johnston John Sutton Dylan Walker	Adam Reynolds 4	
22	Fri 7 August 2015	Manly-Warringah Sea Eagles	Brookvale Oval	Away	8	28	Loss	Alex Johnston	Adam Reynolds 2	
23	Thu 13 August 2015	North Queensland Cowboys	1300SMILES Stadium	Away	31	18	Win	Thomas Burgess Jason Clark Greg Inglis Alex Johnston Dylan Walker	Adam Reynolds 5	Adam Reynolds
24	Fri 21 August 2015	Canterbury-Bankstown Bulldogs	ANZ Stadium	Home	18	32	Loss	Jason Clark Bryson Goodwin Alex Johnston	Adam Reynolds 3	
25	Thu 27 August 2015	Brisbane Broncos	Allianz Stadium	Home	12	47	Loss	Chris Grevsmuhl Issac Luke	Adam Reynolds 2	
26	Fri 4 September 2015	Sydney Roosters	Allianz Stadium	Away	0	30	Loss			
Elimination Final	Sun 13 September 2015	Cronulla-Sutherland Sharks	Allianz Stadium	Away	12	28	Loss	Chris Grevsmuhl Dylan Walker	Adam Reynolds 2	

2015 CLUB AWARDS

George Piggins Medal NRL Best and Fairest	–	Greg Inglis
Jack Rayner Players' Player award	–	Greg Inglis
Bob McCarthy Clubman of the Year award	–	Ben Lowe
John Sattler Rookie of the Year award	–	Chris Grevsmuhl
Roy Asotasi Members' Choice award	–	Bryson Goodwin
The Burrow Player of the Year award	–	Jason Clark
NYC Best and Fairest award	–	Clayton Williams
NYC Players' Player award	–	Clayton Williams
Tooheys New Fan Player of the Year	–	Alex Johnston



2015 NRL PLAYER STATISTICS

SURNAME	FIRST NAME	TOTAL GAMES	TRIES	GOALS	FIELD GOALS	TOTAL POINTS
Auva'a	Kirisome	5	0	0	0	0
Brown	Nathan	7	0	0	0	0
Burgess	George	24	1	0	0	4
Burgess	Tom	25	2	0	0	8
Carter	Paul	4	0	0	0	0
Clark	Jason	18	2	0	0	4
Goodwin	Bryson	25	6	2	0	32
Grant	Tim	21	1	0	0	4
Gray	Aaron	12	7	0	0	28
Grevsmuhl	Chris	22	6	0	0	24
Inglis	Greg	20	8	0	0	32
Johnston	Alex	25	17	0	0	68
Keary	Luke	24	4	0	0	16
Lowe	Ben	14	0	0	0	0
Luke	Issac	20	3	19	0	50
McInnes	Cameron	13	1	0	0	4
McQueen	Chris	24	2	0	0	8
Millard	Daryl	3	0	0	0	0
Olive	John	1	0	0	0	0
Reddy	Joel	13	4	0	0	16
Reynolds	Adam	18	1	53	1	111
Stewart	Glenn	18	0	0	0	0
Sutton	John	17	2	0	0	8
Turner	Kyle	6	0	0	0	0
Tyrrell	David	24	2	0	0	8
Walker	Dylan	22	13	0	0	52
TOTAL		425	82	74	1	477

2015 NRL LADDER

CLUB	PLAYED	WON	DRAWN	LOST	BYE	FOR	AGAINST	DIFFERENCE	POINTS %	POINTS
1 Sydney Roosters	24	18	0	6	2	591	300	+291	197.00%	40
2 Brisbane Broncos	24	17	0	7	2	574	379	+195	151.45%	38
3 North Queensland Cowboys	24	17	0	7	2	587	454	+133	129.30%	38
4 Melbourne Storm	24	14	0	10	2	467	348	+119	134.20%	32
5 Canterbury-Bankstown Bulldogs	24	14	0	10	2	522	480	+42	108.75%	32
6 Cronulla-Sutherland Sharks	24	14	0	10	2	469	476	-7	98.53%	32
7 South Sydney Rabbitohs	24	13	0	11	2	465	467	-2	99.57%	30
8 St George Illawarra Dragons	24	12	0	12	2	435	408	+27	106.62%	28
9 Manly-Warringah Sea Eagles	24	11	0	13	2	458	492	-34	93.09%	26
10 Canberra Raiders	24	10	0	14	2	577	569	8	101.41%	24
11 Penrith Panthers	24	9	0	15	2	399	477	-78	83.65%	22
12 Parramatta Eels	24	9	0	15	2	448	573	-125	78.18%	22
13 Warriors	24	9	0	15	2	445	588	-143	75.68%	22
14 Gold Coast Titans	24	9	0	15	2	439	636	-197	69.03%	22
15 Wests Tigers	24	8	0	16	2	487	562	-75	86.65%	20
16 Newcastle Knights	24	8	0	16	2	458	612	-154	74.84%	20

NSW CUP RESULTS - NORTH SYDNEY BEARS - PREMIERSHIP MATCHES 2015

Round	Date	Opposition	Venue	Home/Away	For	Against	Win/Loss	Tries	Goals	Field Goals
1	Sun 8 March 2015	Wentworthville Magpies	Ringrose Park	Away	30	16	Win	Dane Chang Setefano Taukafa Brad Wall Scott Sorensen Jesse Roberts	Nikko Roberts 5	
2	Sat 14 March 2015	Penrith Panthers	Carrington Park	Away	6	38	Loss	Cheyne Whitelaw	Nikko Roberts	
3	Sat 21 March 2015	Illawarra Cutters	WIN Stadium	Away	12	50		Sam Manuleleua Jack Gosiewski	Nikko Roberts 2	
4	Sat 28 March 2015	Warriors	Mount Smart Stadium No. 2	Away	16	18	Loss	Aaron Gray 2 Jack Gosiewski	Nikko Roberts 2	
5	Sat 4 April 2015	Canterbury-Bankstown Bulldogs	Belmore Sports Ground	Away	22	30	Loss	Sam Manuleleua 2 Nikko Roberts Brock Gray	Nikko Roberts 3	
6	Sun 12 April 2015	Newtown Jets	North Sydney Oval	Home	18	40	Loss	Sam Manuleleua Aaron Gray Michael Ross	Nikko Roberts 3	
7	Sat 18 April 2015	Wyong Roos	North Sydney Oval	Home	32	4	Win	John Olive 2 Jesse Roberts Sam Manuleleua Matt Hyland Aaron Gray	Darren Nicholls 4	
8	Sun 26 April 2015	Manly-Warringah Sea Eagles	North Sydney Oval	Home	22	38	Loss	Sam Manuleleua 2 John Olive Darren Nicholls	Darren Nicholls 3	
9	Sun 10 May 2015	Newcastle Knights	Newcastle Sports Ground No. 2	Away	22	26	Loss	Cody Walker 3 John Olive	Darren Nicholls 3	
10	Sat 16 May 2015	Penrith Panthers	North Sydney Oval	Home	26	18	Win	Daryl Millard Jackson Garlick Fred Junior Mauala Cody Walker Darren Nicholls	Darren Nicholls 3	
11	Bye									
12	Sat 30 May 2015	Wests Tigers	Leichhardt Oval	Away	26	22	Win	Dane Chang Bernard Gregorius Darren Nicholls Keresoma Sione Irae Simone	Darren Nicholls 3	
13	Sat 6 June 2015	Manly-Warringah Sea Eagles	Scully Park	Away	10	30	Loss	Ed Murphy 2	Darren Nicholls	
14	Sat 13 June 2015	Mounties	Aubrey Keech Reserve	Away	26	26	Draw	Joel Reddy 2 Latrell Schaumkel Scott Sorensen Cody Walker	Cody Walker 3	
15	Bye									
16	Sun 28 June 2015	Wests Tigers	North Sydney Oval	Home	26	8	Win	John Olive 2 Cody Walker 2 Cameron McInnes	Darren Nicholls 3	
17	Sat 4 July 2015	Mounties	North Sydney Oval	Home	34	34		Latrell Schaumkel 3 Cody Walker Kirisome Auva'a Darren Nicholls	Darren Nicholls 5	
18	Bye									

Round	Date	Opposition	Venue	Home/Away	For	Against	Win/Loss	Tries	Goals	Field Goals
19	Sun 19 July 2015	Wentworthville Magpies	North Sydney Oval	Home	20	27	Loss	Cody Walker 2 Joel Reddy Jack Gosiewski	Darren Nicholls 2	
20	Sat 25 July 2015	Illawarra Cutters	North Sydney Oval	Home	44	32	Win	Latrell Schaumkel 2 Cody Walker 2 Nathan Brown Paul Carter Zane Musgrove Darren Nicholls	Darren Nicholls 6	
21	Sat 1 August 2015	Canterbury-Bankstown Bulldogs	Leichhardt Oval	Home	36	16	Win	Latrell Schaumkel 3 Bernard Gregorius Kirisome Auva'a Darren Nicholls	Darren Nicholls 6	
22	Sat 8 August 2015	Warriors	North Sydney Oval	Home	32	22	Win	Kirisome Auva'a 2 Cody Walker 2 Joel Reddy Ed Murphy	Darren Nicholls 4	
23	Sat 15 August 2015	Newcastle Knights	North Sydney Oval	Home	52	20	Win	Joel Reddy 3 John Olive 2 Daryl Millard Jack Gosiewski Angus Crichton Darren Nicholls Latrell Schaumkel	Darren Nicholls 6	
24	Sun 23 August 2015	Wyong Roos	Morrie Breen Oval	Away	16	18	Loss	John Olive Ed Murphy Cody Walker	Darren Nicholls 2	
25	Sat 29 August 2015	Newtown Jets	Henson Park	Away	22	30	Loss	Ed Murphy 2 Cody Walker 2	Darren Nicholls 3	
Elimination Final	Sat 5 September 2015	Canterbury-Bankstown Bulldogs	Belmore Sports Ground	Away	4	22	Loss	John Olive		

2015 NSW CUP LADDER

CLUB	PLAYED	WON	DRAWN	LOST	BYE	FOR	AGAINST	DIFFERENCE	POINTS %	POINTS
1 Mounties	22	14	2	6	3	653	493	+160	132.45%	36
2 Wyong Roos	22	15	0	7	3	581	422	+159	137.68%	36
3 Penrith Panthers	22	15	0	7	3	491	387	+104	126.87%	36
4 Warriors	22	13	0	9	3	516	558	-42	92.47%	32
5 Canterbury-Bankstown Bulldogs	22	12	0	10	3	578	524	+54	110.31%	30
6 Manly-Warringah Sea Eagles	22	11	0	11	3	584	571	+13	102.28%	28
7 Newcastle Knights	22	11	0	11	3	552	542	+10	101.85%	28
8 North Sydney Bears	22	9	2	11	3	550	563	-13	97.69%	26
9 Newtown Jets	22	8	1	13	3	492	560	-68	87.86%	23
10 Illawarra Cutters	22	8	0	14	3	526	552	-26	95.29%	22
11 Wests Tigers	22	7	1	14	3	460	586	-126	78.50%	21
12 Wentworthville Magpies	22	6	0	16	3	402	627	-225	64.11%	18



2015 HOLDEN CUP RESULTS

Round	Date	Opposition	Venue	Home/ Away	For	Against	Win/ Loss	Tries	Goals	Field Goals
1	Thu 5 March 2015	Brisbane Broncos	Suncorp Stadium	Away	10	36	Loss	Angus Crichton Irae Simone	Jordie Hedges	
2	Sun 15 March 2015	Sydney Roosters	ANZ Stadium	Home	24	22	Win	Aaron Booth Liam Coleman Jordie Hedges Eden Syme	Jordie Hedges 4	
3	Sun 22 March 2015	Wests Tigers	ANZ Stadium	Home	24	20	Win	Damon Goolagong 2 Aaron Booth Josh Ellison	Jordie Hedges 4	
4	Fri 27 March 2015	Parramatta Eels	Pirtek Stadium	Away	26	28	Loss	Josh Ellison John Olive Tulsa Saumamao Irae Simone Eden Syme	Jordie Hedges 3	
5	Fri 3 April 2015	Canterbury-Bankstown Bulldogs	ANZ Stadium	Away	18	20	Loss	Damon Goolagong Jordie Hedges John Olive	Jordie Hedges 3	
6	Mon 13 April 2015	North Queensland Cowboys	ANZ Stadium	Home	24	38	Loss	Aaron Booth Liam Coleman Haimona Hiroti Dominic Timoteo	Jordie Hedges 4	
7	Mon 20 April 2015	Cronulla-Sutherland Sharks	Remondis Stadium	Away	22	26	Loss	Aaron Booth Liam Coleman Damon Goolagong Irae Simone	Jordie Hedges 3	
8	Sat 25 April 2015	Canberra Raiders	Ersleville Oval	Home	36	22	Win	Devon Makoare-Boyce 2 Wallace Tangiiti 2 Haimona Hiroti Clayton Williams	Jordie Hedges 6	
9	Sat 9 May 2015	St George Illawarra Dragons	Simply Energy High Performance Centre at Redfern Oval	Home	26	24	Win	Aaron Booth Liam Coleman Damon Goolagong Irae Simone Wallace Tangiiti	Jordie Hedges 3	
10	Sat 16 May 2015	Melbourne Storm	Gosch's Paddock	Away	26	38	Loss	Damon Goolagong 2 Josh Ellison Irae Simone Clayton Williams	Jordie Hedges 3	
11	Fri 22 May 2015	Parramatta Eels	ANZ Stadium	Home	26	26	Draw	Liam Coleman Josh Ellison Damon Goolagong Eli Levido Irae Simone	Eli Levido 2	
12	Sat 30 May 2015	Gold Coast Titans	Cbus Super Stadium	Away	30	26	Win	Josh Ellison 2 Eli Levido Chad O'Donnell Wallace Tangiiti	Jordie Hedges 5	
13	Sat 6 June 2015	Warriors	Simply Energy High Performance Centre at Redfern Oval	Home	24	34	Loss	Jordie Hedges Treyvon Leuluai Siosifa Talakai Wallace Tangiiti	Jordie Hedges 4	
14	Fri 12 June 2015	Wests Tigers	ANZ Stadium	Away	22	28	Loss	Tom Perrin 2 Damon Goolagong Jordie Hedges	Jordie Hedges 3	
15	Bye									

Round	Date	Opposition	Venue	Home/ Away	For	Against	Win/ Loss	Tries	Goals	Field Goals
16	Fri 26 June 2015	Manly-Warringah Sea Eagles	ANZ Stadium	Home	12	38	Loss	Angus Crichton Devon Makoare-Boyce	Eli Levido 2	
17	Fri 3 July 2015	Penrith Panthers	Pepper Stadium	Away	8	22	Loss	Devon Makoare-Boyce	Jordie Hedges 2	
18	BYE									
19	Sat 18 July 2015	St George Illawarra Dragons	Allianz Stadium	Away	18	26	Loss	Angus Crichton Jordie Hedges Irae Simone	Jordie Hedges 3	
20	Sat 25 July 2015	Newcastle Knights	ANZ Stadium	Home	22	24	Loss	Joseph Gardiner 2 Gabriel Hamlin Haimona Hiroti	Eli Levido 3	
21	Sun 2 August 2015	Penrith Panthers	ANZ Stadium	Home	10	34	Loss	Josh Ellison Devon Makoare-Boyce	Eli Levido	
22	Fri 7 August 2015	Manly-Warringah Sea Eagles	Brookvale Oval	Away	18	26	Loss	Brock Gray Irae Simone Siosifa Talakai	Jordie Hedges 3	
23	Thu 13 August 2015	North Queensland Cowboys	1300SMILES Stadium	Away	30	44	Loss	Siosifa Talakai 2 Tevita Cottrell Brock Gray Jacob McCudden Irae Simone	Jordie Hedges 3	
24	Fri 21 August 2015	Canterbury-Bankstown Bulldogs	ANZ Stadium	Home	24	26	Loss	Haimona Hiroti 2 Treyvon Leuluai Devon Makoare-Boyce	Jordie Hedges 4	
25	Thu 27 August 2015	Brisbane Broncos	Allianz Stadium	Home	26	24	Win	Siosifa Talakai 2 Aaron Booth Devon Makoare-Boyce Irae Simone	Jordie Hedges 3	
26	Fri 4 September 2015	Sydney Roosters	Allianz Stadium	Away	22	22	Draw	Damon Goolagong 3 Joseph Gardiner	Jordie Hedges 3	

2015 HOLDEN CUP PLAYER STATISTICS

SURNAME	FIRST NAME	TOTAL GAMES	TRIES	GOALS	FIELD GOALS	TOTAL POINTS
Besgrove	Joe	4	0	0	0	0
Booth	Aaron	21	6	0	0	24
Coleman	Liam	22	5	0	0	20
Cottrell	Tevita	8	1	0	0	4
Crichton	Angus	6	3	0	0	12
Davis	Tim	7	0	0	0	0
Ellison	Josh	19	7	0	0	28
Gardiner	Joe	12	3	0	0	12
Goolagong	Damon	17	12	0	0	48
Gray	Brock	9	2	0	0	8
Hamlin	Gabriel	13	1	0	0	4
Hedges	Jordie	21	5	67	0	154
Hiroti	Haimona	23	5	0	0	20
Hughes	Tom	1	0	0	0	0
Leuluai	Treyvon	8	2	0	0	8
Levido	Eli	15	2	8	0	24
Los'e	PJ	4	0	0	0	0
Makoare-Boyce	Devon	16	7	0	0	28
McCudden	Jacob	18	1	0	0	4
Musgrove	Zane	6	0	0	0	0
O'Donnell	Chad	13	1	0	0	4
Olive	John	5	2	0	0	8
Perrin	Tom	8	2	0	0	8
Preece	Hayden	15	0	0	0	0
Rudolf	Toby	6	0	0	0	0
Saumamao	Tulsa	6	1	0	0	4
Simone	Irae	19	10	1	0	42
Syme	Eden	17	2	0	0	8
Talakai	Sifa	12	6	0	0	24
Tangiiti	Wallace	18	5	0	0	20
Timoteo	Dominic	8	1	0	0	4
Whitelaw	Cheyne	1	0	0	0	0
Widders-Leece	James	7	0	0	0	0
Williams	Clayton	22	2	0	0	8
TOTAL		407	94	76	0	528

2015 HOLDEN CUP LADDER

CLUB	PLAYED	WON	DRAWN	LOST	BYE	FOR	AGAINST	DIFFERENCE	POINTS %	POINTS
1 Penrith Panthers	24	20	0	4	2	774	434	+340	178.34%	44
2 North Queensland Cowboys	24	19	1	4	2	923	452	+471	204.20%	43
3 Brisbane Broncos	24	17	1	6	2	833	570	+263	146.14%	39
4 Manly-Warringah Sea Eagles	24	13	3	8	2	698	568	+130	122.89%	33
5 Wests Tigers	24	12	1	11	2	712	598	+114	119.06%	29
6 Sydney Roosters	24	12	1	11	2	731	670	+61	109.10%	29
7 Warriors	24	11	2	11	2	656	562	+94	116.73%	28
8 Canberra Raiders	24	12	0	12	2	646	811	-165	79.65%	28
9 Melbourne Storm	24	10	1	13	2	588	743	-155	79.14%	25
10 Canterbury-Bankstown Bulldogs	24	9	2	13	2	580	623	-43	93.10%	24
11 Newcastle Knights	24	10	0	14	2	539	776	-237	69.46%	24
12 Gold Coast Titans	24	9	0	15	2	596	687	-91	86.75%	22
13 Parramatta Eels	24	8	2	14	2	541	754	-213	71.75%	22
14 St George Illawarra Dragons	24	8	0	16	2	574	716	-142	80.17%	20
15 Cronulla-Sutherland Sharks	24	7	2	15	2	481	762	-281	63.12%	20
16 South Sydney Rabbitohs	24	6	2	16	2	528	674	-146	78.34%	18

