



2012
SOUTH SYDNEY MEMBER CO.
7TH ANNUAL REPORT
FOR THE YEAR ENDED 31 OCTOBER 2012

SOUTH SYDNEY MEMBERS RUGBY LEAGUE FOOTBALL CLUB LTD ACN 118 320 684



RABBITOHS

ATEL
touch

T H E | S T A R



KENWOOD
CREATE MORE



04 CHAIRMAN'S REPORT

29 NRL RESULTS PREMIERSHIP MATCHES 2012

05 100 GRADE GAMES

31 NRL PLAYER RECORD FOR SEASON 2012 AND 2012 NRL LADDER

07 CHIEF FINANCIAL OFFICER'S REPORT

32 NSW CUP RESULTS

09 FINANCIALS

35 TOYOTA CUP RESULTS 2012

21 CORPORATE PARTNERS

37 2012 TOYOTA CUP LADDER AND 2012 CLUB AWARDS

22 SOUTH SYDNEY DISTRICT RUGBY LEAGUE FOOTBALL LIMITED

39 LIFE MEMBERS

SUMMARY OF FINANCIALS

DIRECTORS' REPORT

LEAD AUDITOR'S INDEPENDENCE DECLARATION

STATEMENT OF COMPREHENSIVE INCOME

STATEMENT OF CHANGES IN EQUITY

STATEMENT OF FINANCIAL POSITION

STATEMENT OF CASH FLOWS

NOTES TO THE FINANCIAL STATEMENTS

DIRECTORS' DECLARATION

AUDIT REPORT

PAGE 09

PAGE 11

PAGE 12

PAGE 12

PAGE 13

PAGE 13

PAGE 14

PAGE 18

PAGE 19



CHAIRMAN'S REPORT

It is my pleasure to present to Members the 7th Annual Report of Member Co for the year ended 31 October 2012.

In the pages that follow, Members have an opportunity to reflect upon the financial and on-field achievements of our Club. In on-field terms, it was undoubtedly the Club's best season since 1989. Of equal importance, it was also the strongest performance by our Club in financial terms for many decades, a fact which augurs well for the long-term sustainability of our Club as a frontrunner in the NRL competition.

This year, we have included a detailed report from our Chief Financial Officer, Joe Kelly, which includes graphic representations that demonstrate just how strongly our Club continues to perform in terms of its revenues, expenditure, earnings and profitability. Also included within our CFO's report is some explanation regarding the generous advances made to the Football Club by our investors, Russell Crowe and Peter Holmes à Court, between 2006 and 2008 and the reporting requirements that flow from those further injections of funding.

This last point underscores again the enormous benefits private investment has delivered to our Club since 2006 and the role it has played in elevating our Club to the position it now holds in the competition. I am not speaking here just about on-field performance; our Club's status across our Code is now much envied, and there is little doubt that the injection of private capital has helped to propel our Club to the position it now holds. Put simply, our Club now stands securely on its own two feet.

But pure funding is never enough. Without the expertise and diligence of our management team led by Shane Richardson and Joe Kelly, the funds invested would not have borne the fruit they have, and to them we must be grateful. In fact, I cannot recall a time when we have been blessed with a more diligent and dedicated administration team.

In on-field terms, all Members are deeply appreciative of the significant cultural change Michael Maguire and his football staff have brought to our football ranks. In a relatively short time, Michael has skilfully moulded our talented roster into a formidable unit, while at the same time bringing to our Club a refreshing sense of purpose in all our on-field activities.

It would be remiss of me not to conclude this report without thanking, on behalf of our Board of Directors, the 22,154 Members who signed up for the 2012 season. They remain the lifeblood of this great Club and to them we are indebted, above all others.

In closing, may I thank my fellow Directors for the care they have displayed during the past year. Like them, and like all Members, I look forward to the exciting season that lies ahead of us.



Nicholas Pappas

Chairman, Member Co

100 GRADE GAMES FOR SOUTH SYDNEY 1908-2012

Surname	First name	Years	1st Grade games	2nd Grade games	3rd Grade games	Total games
COLEMAN	Craig	1980-92	208	47	42	297
FENECH	Mario	1981-90	181	42	25	248
PIGGINS	George	1964-78	112	100	33	245
STEVENS	Gary	1964-76	162	64	3	229
McCARTHY	Bob	1963-75; 1978	211	16	0	227
ANDREWS	Michael	1983-93	182	30	11	223
SAIT	Paul	1967-79	165	43	15	223
SIMMS	Eric	1965-75	206	6	6	218
BOYLE	David	1982-91	169	42	3	214
HAMMERTON	Ernie	1947-58	157	46	5	208
SUTTON	John	2002-12	182	5	18	205
MERRITT	Nathan	2002-03; 2006-12	181	19	2	202
HARRINGTON	Ross	1983-91	94	83	20	197
GRANT	Bob	1966-75	134	61	0	195
SATTLER	John	1963-72	195	0	0	195
RAYNER	Jack	1946-57	194	0	0	194
STEWART	Ken	1974-83	133	47	13	193
Longbottom	Kevin	1960-71	105	74	12	191
STUART	Luke	2002-11	190	1	0	191
BLAIR	Alf	1917-27; 1929-30	186	4	0	190
COWIE	Les	1946-58	176	8	1	185
WEARING	Benny (Senior)	1920-33	172	13	0	185
NEVILLE	Darryl	1984-89; 1991	52	88	41	181
HEILER	Allen	1962-72	42	107	31	180
LEE	Denis	1961-72	30	124	22	176
TRINDALL	Darrell	1990-99	133	37	6	176
PURCELL	Bernie	1949-52; 1954-60	173	2	0	175
McMILLAN	Bob	1970-80	51	96	26	173
MAROON	Darren	1986-92; 1994; 1997	58	76	37	171
DONOGHUE	Dennis (Senior)	1947-57	166	4	0	170
TAIT	Jim	1924-36	17	137	14	168
O'NEILL	John	1965-71; 1975-76	150	14	0	164
HALLETT	Howard (Senior)	1909-24	158	0	0	158
CHURCHILL	Clive	1947-58	157	0	0	157
MURDOCH	Don	1948-56	45	94	17	156
FA'ALOGO	David	2003-09	142	13	0	155
WITHERS	Jeff	1969-76	52	58	45	155
COOTE	Ron	1963-71	148	5	1	154
NILSON	Norm	1948-56	23	127	4	154
RAMPLING	Tony	1981-86; 1989	90	58	6	154
WATSON	Dave	1921-31	90	63	0	153
DAVIDSON	Les	1983-90	103	32	17	152
TUNKS	Peter	1977-83	96	41	15	152
HINSON	Eddie	1932-40; 1942-43	92	40	19	151
WALTERS	Elwyn	1966-73	128	21	2	151
BILES	Lester	1982-88	53	68	27	148
BRANIGHAN	Arthur	1962-71	90	44	14	148
MURRAY	Brian	1953-61	40	105	3	148
O'DEA	Steve	1986-92	27	71	48	146
GARLICK	Sean	1988-93; 1998-99	92	22	31	145
RICHARDS	Jim	1949-57	75	40	29	144
FLOCKTON	Allan	1953-61	29	65	48	142
LAWRENCE	Jack (Senior)	1918-28	91	51	0	142
McCARTHY	Darren	1982-86; 1990-91	53	74	15	142
McPHERSON	Shannan	2004-11	93	12	37	142
EDWARDS	Keith	1968-73; 1975	84	30	27	141
CLEARY	Michael	1962-70	139	1	0	140
MANUOKAFOA	Manase	2002-08	71	33	36	140
MELLOR	Paul	1991-96; 2006-07	101	23	16	140
COLEMAN	John	1962-69	11	79	48	138
LITTLE	Steve	1972-78	57	45	35	137
GIBBS	Nathan	1978-83	73	50	11	134
KILHAM	George	1934-41; 1943	108	20	6	134
WALSH	Jack	1936-44	110	13	10	133
SLATTERY	Troy	1991-99	48	56	28	132
JONES	Jack	1923-33	45	83	3	131
LAWRENCE	Vic	1919-28	115	16	0	131
STEVENS	Wayne	1963-69	16	92	23	131
FIELD	Craig	1990-96	72	47	11	130

Surname	First name	Years	1st Grade games	2nd Grade games	3rd Grade games	Total games
ROOT	Eddie	1923-29; 1931-33	112	17	0	129
WHY	Jack	1925-34	80	48	0	128
BROGAN	Ken	1943-45; 1947-50; 1952-53	77	43	7	127
D'JURA	Bronko	1983-86; 1988-89	76	38	13	127
MASON	Ray	1951-57	35	85	7	127
THOMPSON	Manoa	1987-93	57	24	46	127
GEDDES	Scott	2002-12	125	1	0	126
ROBERTS	Paul	1986-91	69	57	0	126
WRIGHT	Gary	1975-81	67	43	16	126
GORMAN	Rod	1963-69	10	48	66	124
LUKE	Issac	2007-12	124	0	0	124
MAYBON	Rod	1988-93	74	31	19	124
QUINLIVAN	Oscar	1923-30	99	25	0	124
TALANO	Fetuli	2005-12	95	16	13	124
WALL	Brian	1972-78	28	55	41	124
ROSS	Brett	1984-88	48	47	27	122
ROSS	Mark	1981-83; 1985-87	50	70	2	122
TREWEEK	George	1925-34	119	3	0	122
FALLA	Mick	1961-67	62	51	8	121
McNICHOLAS	Paul	1994-99; 2002	34	52	35	121
PITTARD	Dennis	1968-73	121	0	0	121
CHISHOLM	Wayne	1985-91	95	21	4	120
EVANS	Greg	1981-86	17	48	55	120
MACKEY	Greg	1980-83	32	70	18	120
NELSON	Fred	1954-61	82	28	10	120
FENNELL	Chas	1924-34	37	77	5	119
FRANCIS	Michael	1993-98	56	36	27	119
MOSES	Bob	1965-70	95	24	0	119
POWELL	Richie	1957-67	93	13	13	119
SQUADRITO	Joe	1978-83	53	9	17	119
WILLIAMS	Percy	1929-35; 1937-38	80	25	13	118
ELLISON	Mark	1983-84; 1987-90	66	39	12	117
NORGARD	Greg	1967-72	20	79	18	117
POBJIE	Michael	1983-87	88	28	1	117
BAMPTON	Darrell	1969-73; 1978-79	51	58	7	116
FELSCH	Fred	1936-44	116	0	0	116
JONES	Grant	1977-81	16	90	9	115
NISZCZOT	Ziggy	1980-84	115	0	0	115
BREEN	Jim	1917-18; 1921-30	25	88	1	114
MOIR	Ian	1952-58	110	1	0	111
O'CONNOR	Frank	1927-37	79	26	6	111
SCHOTT	Darren	1988-93	44	67	0	111
RIGHTON	Alan	1925-32	77	33	0	110
WOOD	Garth	1995-98; 2003-05	22	34	53	109
ASOTASI	Roy	2007-12	108	0	0	108
KOSTA	Savah	1968-73	17	62	29	108
LEWIS	Eric	1927-29; 1932-37	81	8	19	108
PETTYBOURNE	Edward	2007-12	91	0	17	108
ROBINSON	Reg	1960-63; 1969-71	0	36	72	108
SCOTT	Alan	1959-60; 1966-70	28	72	8	108
HAMBLY	Gary	1979-83; 1985	86	11	10	107
HONAN	Bob	1967-72; 1975	84	23	0	107
LYONS	Graham	1987-91	64	23	20	107
CLARK	Jason	2008-12	59	0	47	106
FARRELL	Dylan	2008-12	55	0	51	106
LISLE	Jimmy	1962-69	100	6	0	106
BRANIGHAN	Ray	1967-71	55	27	23	105
MURPHY	Pat	1919-26	54	51	0	105
HORDER	Harold	1912-19; 1924	104	0	0	104
SPILLANE	Albert	1924; 1926-27; 1929-34	54	32	17	103
BUTLER	Arthur	1908-15	102	0	0	102
LAWRENCE	Steve	1964-69	0	35	67	102
RIGON	Shane	2002-07	100	2	0	102
WEEKES	Craig	1985-89	10	58	34	102
ARNEILL	Shane	1979-83; 1987	49	28	24	101
WRIGHT	Brian	1952; 1954-59	15	41	45	101
BUTLER	Harry	1908-15	100	0	0	100
CHAMPION	Beau	2004-10	70	5	25	100
GIBSON	Charlie	1957-62	31	53	16	100
KERWICK	John	1914-22	100	0	0	100
THOMAS	Joe	1983-87	22	44	34	100

CHIEF FINANCIAL OFFICER'S REPORT

It is my pleasure to bring to you the first CFO report to Members. Following an impressive on-field campaign, the financial results for the year ended 31 October 2012 for both Member Co. and the Football Club are very encouraging.

Member Co

The Member Co. financial results are described in detail in the Financial Statements. The grant back to the Club has increased from \$0.19m to \$0.21m, with Membership subscriptions increasing on relatively flat Member expenses compared to the previous year. The Statement of Financial Position, which reports the 2013 subscriptions purchased in advance, indicates a slight reduction on the previous year. However, as there was a three week delay in subscriptions going on sale for next season, the result ultimately reflects an encouraging initial sale period. This provides the Club with confidence of achieving its 25,000 Membership target in 2013. At the time of writing this report, total Membership sales were at 19,340 against 17,247 at the same date last year.

Football Club

I take this opportunity to provide the Members with a more detailed overview of the Club's Financial Statements. The Key Financial Indicators (see opposite page) provide a snapshot of the Club's improving financial performance over the past five years. A key highlight is that for four years now, the Club has reported Earnings before Interest, Tax, Depreciation and Amortisation (EBITDA) of at least break-even, with combined EBITDA profits over that four year period of \$1.7m.

The Club has increased its **revenues** by \$4.2m since 2008, and in the 2012 year, revenues were up 12% (or \$1.8m) on the previous year. The major movements comprised \$0.8m in NRL Funding and \$0.4m in Merchandise sales, with the latter being linked closely to our excellent on-field performance.

Expenditure rose by \$1.6m over the same period and is up 10% (or \$1.6m) on the previous year. As Members know, the Club is committed to investing available funds into its football program, and to this end, football related costs were up \$0.8m, with other direct cost of sales increasing by \$0.5m. A key measure for the Club is its gross profit margin, and this improved from 12% in 2008, to 29% in 2012. In an absolute sense, the gross profit has increased by \$3.6m over this period to a very impressive \$5.4m.

Other Charges reported in the accompanying graph are all non-cash related. Of special mention are the net financing costs and the 'de-recognition' of related party loans (which are addressed below) and the Income Tax Benefit. This tax benefit has arisen in 2012 as a result of the probability that the Club will generate taxable profits, with tax that would have otherwise been payable on these profits, being offset by accumulated

tax losses. This indicates the confidence that the Board and Management have regarding the Club's future profitability, the accuracy of the budgeting process, and the Club's ability to deliver against these budget projections, which for 2013 are reported below.

The Club's Statement of Financial Position reports that our deficiency in working capital has improved by \$6m to (\$0.83m), and our net asset deficiency has improved by \$3.2m to (\$2.8m). Both of these improvements mainly relate to the new related party loan terms that were finalised in November 2011.

Russell Crowe and Peter Holmes à Court's advances to the Football Club

In addition to their capital investment, both our investors have injected further funds totalling \$6.15m into the Football Club. These advances were provided during 2007 and 2008, when the Club underwent a rapid and much needed transformation, on the following preferential terms:

- they are entirely unsecured and of a 'limited recourse' nature, and as such, are only ever repayable out of Club profits, but only if the cashflow permits it;
- the interest rate is a very modest 1% above the 30 day Bank Bill Swap reference rate (BBSW). The BBSW is currently 3.12%, thus the interest rate on these loans is 4.12%; and
- interest has been waived until 31 October 2014, and then only a small amount is payable. Full interest (but only at the preferential rate) is payable from 31 October 2015.

The fact that interest charges at higher rates have been reported in the Statement of Comprehensive Income (although no interest is currently payable) has been a source of some limited misunderstanding. This is merely because of an accounting requirement (under Accounting Standards in Australia) that we must report a notional commercial (fair value) interest charge on loans between related parties, even if none is payable, or if it is payable at a lesser rate, as it is here.

Conclusions

In conclusion, from 2013, with the unwavering ongoing support of our Members and Corporate Partners, along with the improving NRL grant funding, the Club is strongly placed for its next growth phase. The budget for 2013 approved by our Board indicates for the first time a taxable profit in excess of \$1m, and our longer term business plans include strategies to further maximise the Club's strengthening financial performance.



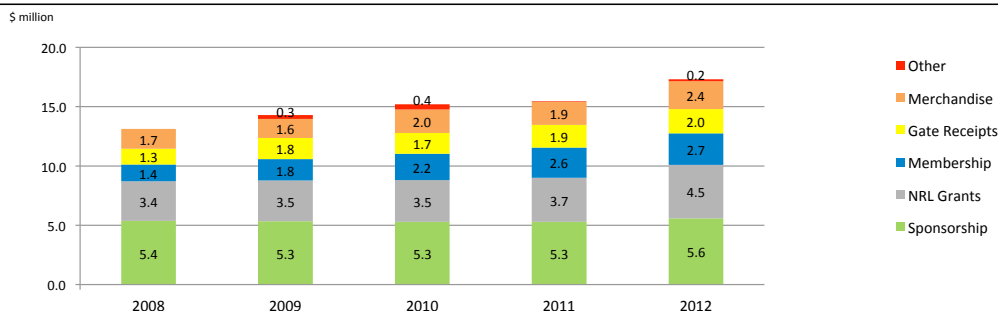
Joe Kelly
Chief Financial Officer

KEY FINANCIAL INDICATORS

REVENUE

↑ 12%

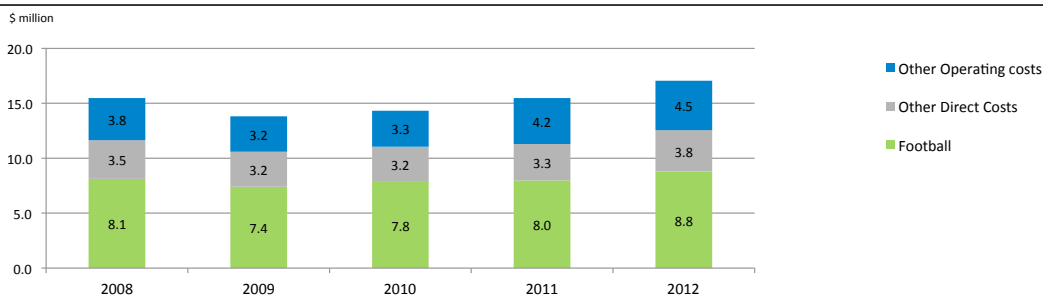
to \$17.3 million



EXPENDITURE

↑ 10%

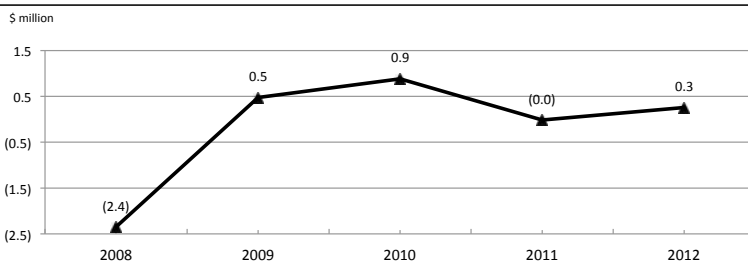
to \$17.1 million



EBITDA

↑ to \$0.3 million

Earnings before interest, tax, depreciation and amortisation, de-recognition of related party loans and impairments

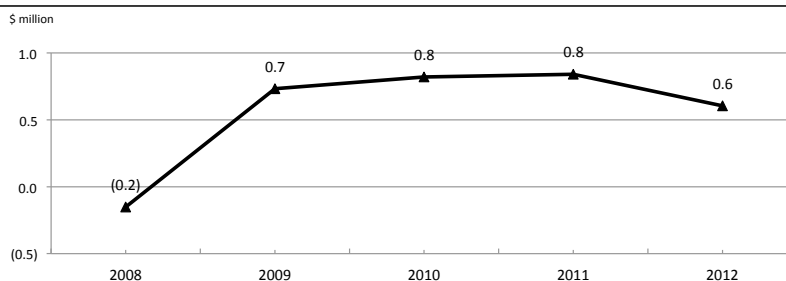


OTHER CHARGES

↓ 29%

to \$0.6 million

includes depreciation, amortisation, impairments, net financing costs, tax and de-recognition of related party loans

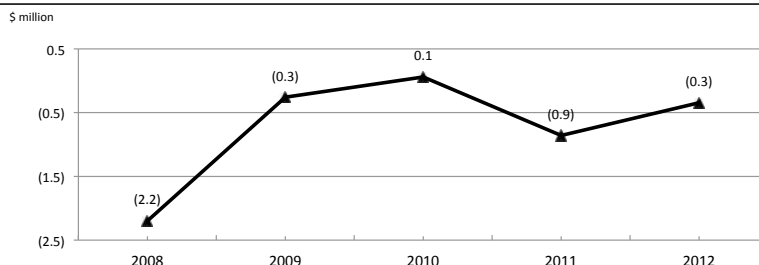


2012 includes;
 \$0.30m Depreciation expense
 \$0.42m Net financing costs
 \$0.27m De-recognition of loans
 \$0.09m Impairment of BBX
 (\$0.48m) Income tax benefit
 \$0.60m Total Other Charges

TOTAL PROFIT/(LOSS)

↑ 60%

to \$0.3 million loss
 positive movement of \$0.5 million





SOUTH SYDNEY MEMBERS RUGBY LEAGUE FOOTBALL CLUB LIMITED

DIRECTORS' REPORT

For the year ended 31 October 2012

The directors present their report together with the financial report of South Sydney Members Rugby League Football Club Limited ('the Company') for the financial year ended 31 October 2012 and the auditor's report thereon.

1. DIRECTORS

The directors of the Company at any time during or since the end of the year were:

Name and qualifications	Experience and special responsibilities
HATFIELD , James Lawler	An Automotive Engineer with over 40 years experience. A company director for over 37 years; Former Director of South Sydney District Rugby League Football Club Limited (July 2001 – April 2007); Former Director of South Sydney Leagues Club Limited; Director since 13 February 2006.
HATZISTERGOS , Nikolas Theofilos, B.Ec, FCA, FTIA	Practising Chartered Accountant since 1982; Chairman, William Buck International Ltd; Managing Director, William Buck NSW; Chairman, Mazars Australia; Governing Council Member, Praxity (AISL); Director and Chair of the Audit Committee, Beirut Hellenic Bank Limited; Director, St. Basil's Homes Former Director of South Sydney District Rugby League Football Club Limited (April 2003-June 2006) and Director since 16 March 2008; Director since 30 March 2006.
MARTIN , Raymond George	Journalist for over 40 years; Former Chairman of Fred Hollows Foundation for 10 years; Former 10 year Member of the Council for Aboriginal Reconciliation; Patron of Humpty Dumpty Foundation; Former Director of the Shane Warne Foundation for 6 years; Chairman of the Australian Indigenous Education Foundation; Patron Aboriginal Employment Strategy; Former Director of South Sydney District Rugby League Football Club Limited (April 2007-March 2008); Director since 13 February 2006.
PAPPAS , Nicholas George, LLB, PhD	A practising solicitor since 1984 and Principal of Nicholas G. Pappas & Company, Lawyers; Chairman, Beirut Hellenic Bank Limited; Governor, Steve Waugh Foundation – Australia; Trustee, Rookwood General Cemeteries Reserve Trust; Chairman of South Sydney District Rugby League Football Club Limited since 26 May 2008, Former Chairman (April 2003 - June 2006), Director since June 2006; Director since 13 February 2006.
STEWART , Ken Gordon	Former Licensee/Manager of a hotel for over 20 years; Former CEO South Sydney Leagues Club (January 2009 - June 2012); Director since 13 February 2006.

2. COMPANY SECRETARY

Mr James Hatfield was appointed to the position of company secretary on 13 February 2006. Mr Hatfield is also a Director of the Company.

3. DIRECTORS' MEETING

The number of directors' meetings and number of meetings attended by each of the directors of the Company during the year were:

Director	Board Meetings	
	2012	
	Number of meetings attended	Number of meetings held*
James Hatfield	3	3
Nikolas Hatzistergos	2	3
Ray Martin	1	3
Nicholas Pappas	3	3
Ken Stewart	2	3

* Number of meetings held during the time the director held office during the year

4. PRINCIPAL ACTIVITIES

The principal activities of the Company during the course of the financial year were the administration and management of Members' interests in the South Sydney District Rugby League Football Club Limited ("the Football Club").

There were no significant changes in the nature of the activities of the Company during the year.

5. OPERATING AND FINANCIAL REVIEW

The operating result for the year was nil (2011: nil). This result was after deriving \$509,886 (2011: \$490,573) in Membership subscription revenue, awarding grants to the Football Club of \$204,598 (2011: \$192,768) and recognising a share of the trading profits/(losses) of the Football Club of nil (2011: nil).

The operating result before financing costs and income tax of the Football Club for the year was a loss of \$406,558 (2011: loss of \$419,146) and the Football Club result after financing costs and income tax was a loss of \$346,090 (2011: loss of \$864,226), resulting in a positive movement of \$518,136 between financial years.

6. SHORT AND LONG TERM OBJECTIVES AND CURRENT STRATEGY

The Company's objectives and strategies are consistent with, and aligned to, the Football Club's annual budget and its business plan. The objectives, both short and long term, of this business plan, are to achieve sustained on-field success, ensure financial viability, and be good corporate citizens through the positive actions of the Football Club's related party, Souths Cares PBI Limited.

7. PERFORMANCE MEASUREMENT

The Company's performance measurements are consistent with, and aligned to, the sensitivity analysis of key variables and targets established within the Football Club's annual budget and its business plan. The actual performance of the Football Club's business will be measured monthly against these key indicators, and further, on an annual basis through a more rigorous review.

8. MEMBERSHIP

The Company is a company limited by guarantee and without share capital. The number of Members as at 31 October 2012 was 16,025 (2011: 15,418).

9. LIABILITY OF MEMBERS ON WINDING-UP

Every Member of the Company undertakes to contribute to the assets of the Company, in the event of the same being wound up while the Member is a Member or within one year after the Member ceases to be a Member of the Company, for payment of the debts and liabilities of the Company contracted before the Member ceases to be a Member of the Company and of the costs, charges and expenses of winding up and for adjustment of rights of the contributors among themselves, such amount as may be required, not exceeding \$4.

10. DIVIDENDS

The Company is a company limited by guarantee and is prevented by its constitution from paying dividends.

11. EVENTS SUBSEQUENT TO REPORTING DATE

There has not arisen in the interval between the end of the financial year and the date of this report any item, transaction or event of a material and unusual nature likely, in the opinion of the directors of the Company to affect significantly the operations of the Company, the results of those operations, or the state of affairs of the Company, in future financial years.

12. LEAD AUDITOR'S INDEPENDENCE DECLARATION

The Lead Auditor's independence declaration is set out below and forms part of the directors' report for the year ended 31 October 2012.

This report is made with a resolution of the directors:



N. Pappas

Chairman

Dated at Redfern this 24th January 2013

LEAD AUDITOR'S INDEPENDENCE DECLARATION UNDER SECTION 307C OF THE CORPORATIONS ACT 2001

To: the directors of South Sydney Members Rugby League Football Club Limited

I declare that, to the best of my knowledge and belief, in relation to the audit for the year ended 31 October 2012 there have been:

- no contraventions of the auditor independence requirements as set out in the Corporations Act 2001 in relation to the audit; and
- no contraventions of any applicable code of professional conduct in relation to the audit.

KPMG



Cameron Roan

Partner

Sydney

24th January 2013

STATEMENT OF COMPREHENSIVE INCOME

For the year ended 31 October 2012

	<i>Note</i>	2012 \$	2011 \$
Revenue from rendering of services		509,886	490,573
Total revenue		509,886	490,573
Members' expenses		(274,669)	(274,395)
Other expenses		(30,620)	(23,410)
Earnings before financing costs, depreciation, amortisation, grants and impairment		204,598	192,768
Financial income		-	-
Financial expenses		-	-
Net financing costs		-	-
Share of profit/(loss) of associate	9	-	-
Grants awarded to related parties	12	(204,598)	(192,768)
Result for the period		-	-
Other comprehensive income			
Other comprehensive income for the period		-	-
Total comprehensive income for the period		-	-

The statement of comprehensive income is to be read in conjunction with the notes to the financial statements set out on pages 14 to 18.

STATEMENT OF CHANGES IN EQUITY

For the year ended 31 October 2012

	Share Capital \$	Retained Earnings \$	Total Equity \$
Balance at 1 November 2010	-	-	-
Total comprehensive income for the period			
Result for the period	-	-	-
Other comprehensive income	-	-	-
Total comprehensive income for the period	-	-	-
Transactions with owners, recorded directly in equity			
Balance at 31 October 2011	-	-	-
	Share Capital \$	Retained Earnings \$	Total Equity \$
Balance at 1 November 2011	-	-	-
Total comprehensive income for the period			
Result for the period	-	-	-
Other comprehensive income	-	-	-
Total comprehensive income for the period	-	-	-
Transactions with owners, recorded directly in equity			
Balance at 31 October 2012	-	-	-

The statement of comprehensive income is to be read in conjunction with the notes to the financial statements set out on pages 14 to 18.



STATEMENT OF FINANCIAL POSITION

As at 31 October 2012

	Note	2012 \$	2011 \$
Assets			
Trade and other receivables	6	180,186	183,303
Total current assets		180,186	183,303
Investments	7	-	-
Total non-current assets		-	-
Total assets		180,186	183,303
Liabilities			
Trade and other payables	10	180,186	183,303
Total current liabilities		180,186	183,303
Total non-current liabilities		-	-
Total liabilities		180,186	183,303
Net assets		-	-
Members' funds			
Retained earnings		-	-
Total Members' funds		-	-

The statement of comprehensive income is to be read in conjunction with the notes to the financial statements set out on pages 14 to 18.

STATEMENT OF CASH FLOWS

for the year ended 31 October 2012

	Note	2012 \$	2011 \$
Cash flows from operating activities			
Cash receipts from customers		-	-
Cash paid to suppliers and employees		-	-
Cash generated from operations		-	-
Net cash from operating activities	11	-	-
Cash flows from investing activities			
Net cash from investing activities		-	-
Cash flows from financing activities			
Net cash from financing activities		-	-
Net increase in cash and cash equivalents		-	-
Cash and cash equivalents at beginning of period		-	-
Cash and cash equivalents at 31 October		-	-

The statement of comprehensive income is to be read in conjunction with the notes to the financial statements set out on pages 14 to 18.

NOTES TO THE FINANCIAL STATEMENTS

1. REPORTING ENTITY

The Company is incorporated and domiciled in Australia as a Company limited by guarantee. In accordance with the Constitution of the Company, every Member of the Company undertakes to contribute an amount limited to \$4 per Member in the event of the winding up of the Company during the time that he or she is a Member or within one year thereafter.

The principal activities of the Company during the course of the financial year were the administration and management of Members' interests in the South Sydney District Rugby League Football Club Limited ("The Football Club").

2. BASIS OF PREPARATION

(a) Statement of compliance

The financial report is a general purpose financial report which has been prepared in accordance with Australian Accounting Standards (AASBs) adopted by the Australian Accounting Standards Board (AASB) and the Corporations Act 2001. The financial report of the company does not comply with International Financial Reporting Standards (IFRS's) as the company has adopted the exemption allowed for not for profit organisations under AASB 101 "Presentation of Financial Statements".

The financial statements were approved by the Board of Directors on 24 January 2013.

(b) Basis of measurement

The financial statements have been prepared on the historical cost basis.

(c) Functional and presentation currency

The financial report is presented in Australian dollars, which is the Company's functional currency.

(d) Use of estimates and judgements

The preparation of financial statements requires management to make judgements, estimates and assumptions that affect the application of accounting policies and the reported amounts of assets, liabilities, income and expenses. Actual results may differ from these estimates.

Estimates and underlying assumptions are reviewed on an ongoing basis. Revisions to accounting estimates are recognised in the

period in which the estimate is revised and in any future periods affected.

3. SIGNIFICANT ACCOUNTING POLICIES

(a) Financial instruments

(i) Non-derivative financial instruments comprise trade and other receivables and trade and other payables.

Non-derivative financial instruments are recognised initially at fair value plus, for instruments not at fair value through profit or loss, any directly attributable transaction costs, except as described below. Subsequent to initial recognition non-derivative financial instruments are measured as described below.

Other non-derivative financial instruments are measured at amortised cost using the effective interest method, less any impairment losses.

Trade and other payables are stated at amounts contracted with suppliers/other parties. Trade payables are non-interest bearing and are normally settled within 30 days.

(b) Investments in associates

Associates are those entities in which the company has significant influence, but not control, over the financial and operating policies. The financial statements includes the company's share of the total recognised gains and losses of associates on an equity accounted basis, from the date that significant influence commences until the date that significant influence ceases.

When the company's share of losses exceeds its interest in an associate, the company's carrying amount is reduced to nil and recognition of further losses is discontinued except to the extent that the company has incurred legal or constructive obligations or made payments on behalf of an associate.

(c) Impairment

Financial assets

A financial asset is assessed at each reporting date to determine whether there is any objective evidence that it is impaired. A financial asset is considered to be impaired if objective evidence indicates that one or more events have had a negative effect on the estimated future cash flows of that asset.

An impairment loss in respect of a financial asset measured at amortised cost is calculated as the difference between its carrying amount, and the present value of the estimated future

cash flows discounted at the original effective interest rate. An impairment loss in respect of an available-for-sale financial asset is calculated by reference to its fair value.

Individually significant financial assets are tested for impairment on an individual basis. The remaining financial assets are assessed collectively in groups that share similar credit risk characteristics.

All impairment losses are recognised through profit or loss. Any cumulative loss in respect of an available-for-sale financial asset recognised previously in equity is transferred to profit or loss.

An impairment loss is reversed if the reversal can be related objectively to an event occurring after the impairment loss was recognised. For financial assets measured at amortised cost and available-for-sale financial assets that are debt securities, the reversal is recognised in profit or loss. For available-for-sale financial assets that are equity securities, the reversal is recognised directly in equity.

(d) Revenue

Revenue from services rendered comprises revenue from Member subscriptions and is recognised through profit or loss when the services are provided. No revenue is recognised if there are significant uncertainties regarding recovery of the consideration due, the costs incurred or to be incurred cannot be measured reliably, there is a risk of cancellation of Membership or there is continuing management involvement with the goods.

(e) Income tax

The Company is exempt from income tax under Division 50 of the Income Tax Assessment Act (1997).

3. SIGNIFICANT ACCOUNTING POLICIES (CONTINUED)

(f) Goods and services tax

Revenue, expenses and assets are recognised net of the amount of goods and services tax (GST), except where the amount of GST incurred is not recoverable from the taxation authority. In these circumstances, the GST is recognised as part of the cost of acquisition of the asset or as part of the expense.

Receivables and payables are stated with the amount of GST included. The net amount of GST recoverable from, or payable to, the taxation

authority is included as a current asset or liability in the balance sheet.

(g) New standards and interpretations not yet adopted.

A number of new standards, amendments to standards and interpretations are effective for annual periods beginning after 1 November 2010, and have not been applied in preparing these consolidated financial statements. None of these is expected to have a significant effect on the financial statements of the Company, except for AASB 9 Financial Instruments, which becomes mandatory for the Company's 2016

consolidated financial statements and could change the classification and measurement of financial assets. The Company does not plan to adopt this standard early and the extent of the impact has not been determined.

AASB 9 Financial Instruments includes requirements for the classification and measurement of financial assets resulting from the first part of Phase 1 of the project to replace AASB 139 Financial Instruments: Recognition and Measurement. AASB 9 will become mandatory for the Company's 30 June 2016 financial statements. Retrospective

application is generally required, although there are exceptions, particularly if the entity adopts the standard for the year ended 30 June 2012 or earlier. The Company has not yet determined the potential effect of the standard.

4. SEGMENT REPORTING

The Company predominately operates in one business segment being the administration and management of Members' interests in the South Sydney District Rugby League Football Club Limited in Australia.

	Year ended 31 October 2012	Year ended 31 October 2011
	\$	\$

5. AUDITORS' REMUNERATION

Audit services

Auditors of the Company

KPMG Australia:

Audit and review of financial reports

8,000

7,000

6. TRADE AND OTHER RECEIVABLES

Current

Trade receivables due from associates (note 12)

180,186

183,303

7. INVESTMENTS

Non-current

Investments in associates (note 9)

-

-

8. CURRENT TAX ASSETS AND LIABILITIES

The current tax liability for the Company is \$Nil. The Company is a not for profit sporting organisation, and as such, it is exempt from Income Tax under Division 50 of the Income Tax Assessment Act (1997).

9. INVESTMENT ACCOUNTED FOR USING THE EQUITY METHOD

Investments in associates

Investments in associates (refer to note 7) are accounted for using the equity method.

The Company has the following investment in associates:

	Principal activities	Country	Reporting Date	Ownership Interest 2011	Ownership Interest 2010	Date acquisition
South Sydney District Rugby League Football Club Limited (SSDRLFC)	Propagation and promotion of Rugby League and other strategic interests	Australia	31 October	25%	25%	7 June 2006

The Company's share of profits in its equity accounted associate for the year was nil (2011: nil). The Company has not recognised its share of additional losses relating to SSDRLFC, totalling \$86,523 (2011: \$216,056) given the Company has unrecognised accumulated losses amounting to \$1,758,368 (2011: \$1,671,845) and has no obligation in respect of these losses.

Summary financial information for the associate not adjusted for the ownership held by the Company:

	Revenues and Other income	Expenses and Interest	Profit/(loss)	Total Assets (100%)	Total Liabilities (100%)
2012 South Sydney District Rugby League Football Club Limited	17,309,351	(17,655,441)	(346,090)	5,224,091	8,030,703
2011 South Sydney District Rugby League Football Club Limited	15,463,189	(16,327,415)	(864,226)	4,652,784	10,643,118

The result before depreciation, amortisation, impairments and financing costs of SSDRLFC for the year was a profit of \$258,504 (2011: loss of \$17,411). The loss after financing costs and income tax was \$346,090 (2011: \$864,226).

The terms of the related party loan agreements were varied in November 2011. As a result of these variations, loan repayments now commence no earlier than 31 October 2015, and interest has been waived entirely until 31 October 2013 and is payable no earlier than 31 October 2014. In complying with Australian Accounting Standards, SSDRLFC is required to account for notional interest (not payable) resulting from the preferential terms of these related party loans and these financial results for SSDRLFC include notional interest amounting to \$459,839 (2011: \$217,544), as well as a loss of \$271,700 (2011: nil) on de-recognition of the previous loans.

The budget for 2013 indicates an operating profit before financing costs (interest charges and receipts), impairment charges and loan de-recognition losses of \$1,613,357. This represents an improvement at operating level before financing costs on 2012 of \$1,655,442.

	Year ended 31 October 2012 \$	Year ended 31 October 2011 \$
Share of associate loss before income tax	-	-
Share of income tax expense	-	-
Share of associates net profit/(loss) accounted for using the equity method	-	-

9. INVESTMENT ACCOUNTED FOR USING THE EQUITY METHOD (CONTINUED)

The Company holds an equity interest in SSDRLFC comprising 1,000,000 ordinary shares (25% interest) and 1 A class Preference Share. The Preference Share has the following rights:

(a) Other than in respect of any of the matters set out in (b) below, the holder of the Preference Share has no voting rights at any meeting of Members except in respect of any resolution proposing to amend or otherwise adversely affect the rights attaching to the Preference Share.

(b) At all times while the Company remains a public company limited by guarantee and owns the legal and beneficial interest in the Preference Share, SSDRLFC must not, without the consent of the Company as holder of the Preference Share:

(i) enter into a merger, joint venture, amalgamation or any

similar form of arrangement with any other Rugby League club;

(ii) make any decision to list the share capital of SSDRLFC or a derivative business of SSDRLFC on the official list of a stock exchange; or

(iii) change the Football Team's:

(A) team colours from Cardinal Red and Myrtle Green (other than where the design incorporates colours other than Cardinal Red and Myrtle Green due to maker's marks or any minor modifications which are in line with other teams and trends);

(B) name from "South Sydney District Rugby League Football Club" or "Rabbitohs";

(C) rabbit logos (other than any minor modifications which are in line with other teams and trends);

- (D) home ground to a venue outside the South Sydney District (excluding ANZ Stadium, formerly known as Telstra Stadium); or
- (E) team song (“Glory, Glory to South Sydney”).
- (c) The Preference Share entitles the holder to appoint two representatives to serve as Directors of the SSDRLFC board.
- (d) The Preference Share has no right to receive dividends.
- (e) The Preference Share is not transferable.
- (f) The Preference Share must not be purchased pursuant to a selective buy back without the written consent of the holder of the Preference Share.
- (g) No more than one Preference Share may be issued.
- (h) The Preference Share entitles the holder to priority in repayment of the amount of \$1.00 paid up on the Preference Share in priority to all other Shares in SSDRLFC in the event of winding up of SSDRLFC, and thereafter, has no further right to participate in any further assets of SSDRLFC upon its winding up.

	Year ended 31 October 2012	Year ended 31 October 2011
	\$	\$

10. TRADE AND OTHER PAYABLES

Current

Income received in advance	180,186	183,303
----------------------------	---------	---------

11. RECONCILIATION OF CASH FLOWS FROM OPERATING ACTIVITIES

Cash flows from operating activities

Result for the period	-	-
Operating profit before changes in working capital and provisions	-	-
Decrease/(Increase) in trade and other receivables	3,117	13,492
Increase/(Decrease) in trade and other payables	(3,117)	(13,492)
Net cash from operating activities	-	-

12. RELATED PARTIES

Amounts paid to key management personnel during the year were as follows:

	Year ended 31 October 2012	Year ended 31 October 2011
	\$	\$
Short-term and long-term employee benefits	-	-

From time to time, key management personnel may purchase goods from the Company. These purchases are on the same terms and conditions as those entered into by other employees, customers or Members and are trivial or domestic in nature.

OTHER RELATED PARTY TRANSACTIONS

Associates

During the year, South Sydney District Rugby League Football Club Limited (“the Football Club”) provided administrative and back office support to the Company. Direct costs with respect to Membership (eg. postage etc) were charged at cost. No charge was levied with respect to the value of time incurred by employees of the Football Club in providing such support, nor was there a 5% uplift to costs incurred by the Football Club in providing the administrative support as permitted under the South Sydney Rabbitohs Co-Operation and Subscription Deed.

The Football Club administered all cash receipts and payments on behalf of the Company. Accordingly no independent cash flows have been recorded by the Company for the current period.

The excess derived for the year ended 31 October 2012 of \$204,598 (2011: \$192,768) was granted to the Football Club in accordance with the terms of the restructure contained in the South Sydney Rabbitohs Co-Operation and Subscription Deed.

At the reporting date, an amount of \$180,186 (2011: \$183,303) is receivable from the Football Club with respect to 2013 subscription monies received on the Company’s behalf.

13. FINANCIAL INSTRUMENTS

Credit Risk

The carrying amount of trade receivables represents the maximum credit exposure. The maximum exposure to credit risk at reporting date for trade receivables was \$180,186 (2011: \$183,303).

The aging of the trade receivable due from the Football Club at the reporting date was all current. No impairment loss was incurred during the year and no impairment provision was necessary at the reporting date.

Fair Values

There are no differences between the fair value and the carrying amounts of the company's financial assets (trade receivables) shown in the balance sheet.

14. SUBSEQUENT EVENTS

There have been no events subsequent to balance date which would have a material effect on the Company's financial statements at 31 October 2012.

15. COMPANY DETAILS

The company is incorporated and domiciled in Australia as a company limited by guarantee. In accordance with the Constitution of the Company, every Member of the Company undertakes to contribute an amount limited to \$4 per Member in the event of the winding up of the Company during the time that he or she is a Member or within one year thereafter. At 31 October 2012 there were 16,025 (2011: 15,418) Members.

The registered office of the Company is Level 4/265 Chalmers Street, Redfern, New South Wales, 2016.

DIRECTORS' DECLARATION

In the opinion of the directors of South Sydney Members Rugby League Football Club Limited ('the Company'):

- (a) the financial statements and notes, set out on pages 9 to 19, are in accordance with the Corporations Act 2001, including:
 - (i) giving a true and fair view of the financial position of the Company as at 31 October 2012 and of its performance, as represented by the results of its operations and its cash flows, for the period ended on that date; and
 - (ii) complying with Australian Accounting Standards and the Corporations Regulations 2001;

- (b) there are reasonable grounds to believe that the Company will be able to pay its debts as and when they become due and payable.

Dated at Redfern this 24th day of January 2013

Signed in accordance with a resolution of the directors:



N. Pappas
Chairman

AUDIT REPORT**INDEPENDENT AUDITOR'S REPORT TO THE MEMBERS OF SOUTH SYDNEY MEMBERS RUGBY LEAGUE FOOTBALL CLUB LIMITED***Report on the financial report*

We have audited the accompanying financial report of South Sydney Members Rugby League Football Club Limited (the Company), which comprises the statement of financial position as at 31 October 2012, and the statement of comprehensive income, statement of changes in equity and statement of cash flows for the year ended on that date, notes 1 to 15 comprising a summary of significant accounting policies and other explanatory information and the directors' declaration.

Directors' responsibility for the financial report

The directors of the Company are responsible for the preparation of the financial report that gives a true and fair view in accordance with Australian Accounting Standards and the Corporations Act 2001 and for such internal control as the directors determine is necessary to enable the preparation of the financial report that is free from material misstatement, whether due to fraud or error.

Auditor's responsibility

Our responsibility is to express an opinion on the financial report based on our audit. We conducted our audit in accordance with Australian Auditing Standards. These Auditing Standards require that we comply with relevant ethical requirements relating to audit engagements and plan and perform the audit to obtain reasonable assurance whether the financial report is free from material misstatement.

An audit involves performing procedures to obtain audit evidence about the amounts and disclosures in the financial report. The procedures selected depend on the auditor's judgement, including the assessment of the risks of material misstatement of the financial report, whether due to fraud or error. In making those risk assessments, the auditor considers internal control relevant to the entity's preparation of the financial report that gives a true and fair view in order to design audit procedures that are appropriate in the circumstances, but not for the purpose of expressing an opinion on the effectiveness of the entity's internal control. An audit also includes evaluating the appropriateness of accounting policies used and the reasonableness of accounting estimates made by the directors, as well as evaluating the overall presentation of the financial report.

We performed the procedures to assess whether in all material respects the financial report presents fairly, in accordance with the Corporations Act 2001 and Australian Accounting Standards, a true and fair view which is consistent with our understanding of the Company's financial position and of its performance.

We believe that the audit evidence we have obtained is sufficient and appropriate to provide a basis for our audit opinion.

Independence

In conducting our audit, we have complied with the independence requirements of the Corporations Act 2001.

Auditor's opinion

In our opinion:

- (a) the financial report of South Sydney Members Rugby League Football Club Limited is in accordance with the Corporations Act 2001, including:
- (i) giving a true and fair view of the Company's financial position as at 31 October 2012 and of its performance for the year ended on that date; and
 - (ii) complying with Australian Accounting Standards and the Corporations Regulations 2001.

KPMG



Cameron Roan

Partner

Sydney

24th January 2013





MAJOR AND SENIOR

The Star
De'Longhi
Kenwood
ALCATEL onetouch
AFEX
All Sorts Fitness and Wellbeing Centre
Australian Technology Park
AVS Security
Coffs Harbour City Council
Body Science
Coca-Cola
Deppro
ISC
Luxbet
Peter's of Kensington
Powerade
The Daily Telegraph
The Juniors
Tooheys - Lion

CORPORATE PARTNERS

Abbey Engraving & Gifts
Able Liquid Waste
ADI Security Products
Alex Bowen Carpets
AMF Bowling
AnaB Designs
Ashby & Co Chartered Accountants
ATCO Structures & Logistics Pty Ltd
Avonmore on the Park
Baywash Dry Cleaning & Laundry
Services
Best in Beds
Bigway Interiors Pty Ltd
Brad Ryder
C&J Auto
Campisi Electrical Services

Carpet Forum Pty Ltd
Cartwright Insurance Brokers
Casella Wines
Cellarbrations
Cheapest Load of Rubbish
Chester Hill Dental
Christon Prestige Developments
Churchills Sports Bar
Club Warehouse
Coffee Serve
Compare Communications
Concrete Floor Protection
Connor and Solomon Architects
DYENAHB Pty Ltd
Ethical Enterprises
Fibreglass & Industrial Supplies
G & M Maxwell Electrical
Garlo's Pies
Giorgio Armani
Global Product Supply Management
Green Options
Greg Johnson
Harvey Norman
High Horizon
Icon Foods
IGA Hillston
Inspirations Paint & Colour Rockdale
J Steel Australasia Pty Ltd
JEM Promotional Products
Jim Montgomery
KARI Aboriginal Resources Inc.
Kelly Country
KH Electrical / Air Solutions
Kingsford Timber Mitre 10
Lanier (Australia)
Lawler Corporate Finance
LMA - Farley Group
L.M Hayter and Sons

Madison Sport
Mr Mobile
Newmarket Hotel
NG Farah
North West Laser Cutting
OAMM
O'Connor's Pharmacy
Online Customs & Forwarding
Padstow Smash
Park Café on Chalmers
Park & Fly
Pro Sports Memorabilia
Proton Cars
Quality Blinds
Randwick City Council
Revesby North Licensed Post Office
Rix Refrigeration
Robert Tesoriero Optometrist
SAAP Auto
SE Timber
Sir Joseph Banks Hotel
SITA Environmental Solutions
Spot Productions
STAX Retravisoin
Sydney Ute Hire
T&S Valves and Fittings Supplies
Telford's Bus & Coach
Telstra Store Newtown
The AM Brown Group
Tonic Connective
Travelscene Padstow
United Electrical Supplies
VISY Recycling
Walsh's Village Pharmacy
Watershed West
WCC Constructions
Wilken Group
William Buck

SOUTH SYDNEY DISTRICT RUGBY LEAGUE FOOTBALL CLUB LIMITED

The Beginning.....

South Sydney District Rugby League Football Club was formed at a public meeting held at Redfern Town Hall on 17 January 1908.

On March 5, 1908, the NSW Rugby League issued the Club its receipt No. 2 for their £ -1 – 1 – 0 affiliation fee.

The Club's first premiership match, also the first in the NSWRL competition, was played at Birchgrove Oval on Easter Monday, 20 April 1908. Souths defeated North Sydney 11-7. Winger Tommy Anderson scored Souths first try, with others added during the historic game by forwards Dick Green and Harold Butler, who also kicked a goal.

The Club was incorporated as a company limited by guarantee at a Special General Meeting on 13 June 1982.

The rebirth of the Rabbitohs began on 7 June, 2006 through a new partnership between Russell Crowe, Peter Holmes à Court and the 8000 Members of the Club. The voting Members of the Football Club voted by a 75.8% majority to convert the Club from a company limited by guarantee to a company limited by shares at an Extraordinary General Meeting held on 19 March 2006.

OUTSTANDING SEASONS

- 1925:** Won the first, reserve and third grade premierships and City Cup. First grade was undefeated in its 12 matches – the first and still the only team to win every game in a season.
- 1953:** Won the first and reserve grade premierships, Club Championship and President's Cup (then the only interdistrict junior competition). Runner – up in third grade, losing 11-9, after playing extra time.
- 1968:** Won first and reserve grade premierships, Club Championships, President's Cup and Flegg Trophy. Third grade defeated 14-9 in preliminary final.
- 1969:** Minor premiers and runner's up in first grade. Minor premiers in reserve grade. Won third grade premiership, Club Championship, Pre-season Competition, President's Cup, Flegg Trophy and Ball Cup.

TEAM ACHIEVEMENTS

PREMIERSHIPS AND COMPETITIONS

First Grade Premiers: 20

1908, 1909, 1914, 1918, 1925, 1926, 1927, 1928, 1929, 1931, 1932, 1950, 1951, 1953, 1954, 1955, 1967, 1968, 1970, 1971

First Grade Runners-Up: 13

1910, 1916, 1917, 1920, 1923, 1924, 1935, 1937, 1939, 1949, 1952, 1965, 1969

Reserve Grade Premiers: 20

1913, 1914, 1917, 1923, 1924, 1925, 1926, 1927, 1929, 1931, 1932, 1934, 1943, 1945, 1952, 1953, 1956, 1966, 1968, 1983

Reserve Grade Runners-Up: 7

1918, 1920, 1930, 1954, 1963, 1964, 1967

Third/Under23/Under21 Grade Premiers: 10

1912, 1918, 1925, 1928, 1933, 1962, 1969, 1981, 1986, 1989

Third/Under23/Under21/Toyota Cup Runners-Up: 15

1913, 1926, 1934, 1935, 1936, 1942, 1952, 1953, 1954, 1956, 1961, 1966, 1970, 1987, 2010

Third Grade South Sydney affiliated Clubs Premiers: 7

1908 (Sydney), 1909 (S.S. Federal), 1910 (Sydney), 1913 (S.S. Federal), 1921, 1922 (Mascot), 1923 (Kensington).

Club Champions (1930 -): 7

1932, 1933, 1952, 1953, 1954, 1967, 1968, 1969, 1989

City Cup Won (1912 – 1925, first grade): 4

1912, 1921, 1924, 1925

City Cup Runners-Up: 2

1914, 1917

Sports Ground Cup won (1912-1916, reserve grade): 3

1914, 1915, 1916 – won outright.

League's Cup won (1917 – 1926 reserve grade): 4

1917, 1918, 1919, 1922

Pre-season competition won (1962 – 1981, 1990 – 1995): 5

1966, 1969, 1972, 1978, 1994

Mid-week Knockout Cup won (1974 – 1989): 1

1971 as Tooth Cup

State Championship won (1932, 1939-1945): 1

1932

Sevens won (1988 - 2005): 1

1988

JUNIORS COMPETITIONS WON

Munn Cup (1908 – 1910): 3

1908, 1909, 1910 – won outright

President's Cup (1910 -): 20

1936, 1942, 1943, 1951, 1953, 1960, 1961, 1962, 1963, 1964, 1965, 1968, 1969, 1971, 1972, 1974, 1977, 1980, 1982, 1983

H.J. Flegg Trophy (1961 -): 8

1962, 1964, 1966, 1967, 1968, 1969, 1972, 1978

S.G. Ball Cup (1965 -): 10

1965, 1969, 1974, 1975, 1976, 1979, 1980, 1986, 1994, 1998

H. Matthews Cup (1970 -): 1

1974

Junior Club Championship (1982 -): 1

1986

Lennox Cup (1947 – 1950): 1

1948

SUMMARY

78 NSWRL Grade competitions won

44 NSWRL junior competitions won

Total: 122

LARGEST HOME GROUND ATTENDANCES

No specific Home Ground (1908 - 1927):

31,500 at Sydney Cricket Ground v St George, 18 June 1927

Sydney Sports Ground (1928 - 1947):

31,095 v Balmain 4 June 1967

32,373 v Western Suburbs (Final) 16 September 1950, when not at home ground.

Redfern Oval (1948 - 1987):

23,257 v Manly-Warringah 19 July 1987

Sydney Football Stadium (1988 - 2005):

35,316 v Sydney Roosters 15 March 2002 (competition round)

40,000 v Balmain 10 September 1989 (Preliminary Final)

36,804 vs St George Illawarra 16 February 2002 (Charity Shield)

ANZ Stadium (2006 -):

35,221 v Bulldogs 6 April 2012 (competition round)

70,354 v Bulldogs 22 September 2012 (Preliminary Final)

24,566 v St George Illawarra Dragons 18 February 2006 (Charity Shield)

LARGEST ATTENDANCE AT ANY GROUND

Sydney Cricket Ground (1911 – 1987); 78,056 v St George, Grand Final, 18 September 1965

HIGHEST SCORE AND BIGGEST WINNING MARGIN IN PREMIERSHIP GAME

67 – 0 Western Suburbs, Sydney Showground, 23 July 1910

INDIVIDUAL ACHIEVEMENTS

MOST GAMES IN FIRST GRADE: 211 Bob McCarthy 1963 – 1975, 1978

MOST GAMES IN ALL GRADES: 297 Craig Coleman 1980 – 1992

FIRST GRADE SCORING FEATS

MOST POINTS IN CAREER: 1841 Eric Simms 1965 – 1975 (23 tries, 803 goals, 86 field goals)

MOST POINTS IN A SEASON: 265 Eric Simms 1969 (1 try, 112 goals, 19 field goals)

MOST POINTS IN A GAME: 29 Johnny Graves v Eastern Suburbs, Sydney Sports Ground, 7th June 1952 (3 tries, 10 goals).

MOST TRIES IN CAREER: 144 Benny Wearing 1921-1933

MOST TRIES IN A SEASON: 29 Les Brennan 1954



MOST TRIES IN A GAME: 5 Harold Horder v North Sydney 4 June 1917 and 14 July 1917; Alan Quinlivan v University 11 July 1936; Don Manson v University 17 April 1937; John Graves v Eastern Suburbs 16 July 1949; Ian Moir v Parramatta 1 June 1957; Eric Sladden v Parramatta 10 August 1957; Nathan Merritt v Parramatta 8 August 2011

MOST GOALS IN CAREER: 890 Eric Simms 1965-1975

MOST GOALS IN SEASON: 131 Eric Simms 1969

MOST GOALS IN A GAME: 11 Eric Simms v Cronulla 11 April 1969 and v Penrith 27 July 1969

MOST TRIES IN CAREER BY A FORWARD: 100 Bob McCarthy 1963-1975, 1978

MOST TRIES IN SEASON BY A FORWARD: 17 Bob McCarthy 1971

MOST TRIES IN A GAME BY A FORWARD: 4 Ernie Laphan v Glebe 13 June 1925; v Balmain 21 May 1927, North Sydney 28 May 1927; Les Cowie v Balmain 1 September 1956

AUSTRALIAN CAPTAINS IN TESTS/WORLD SERIES: 5

Arthur Hennessy, Clive Churchill, John Sattler, Bob McCarthy, Ron Coote

OTHER NATIONS CAPTAINS IN TESTS/WORLD CUPS: 2

Roy Asotasi (New Zealand), Nigel Vagana (Samoa)

PLAYED FOR AUSTRALIA WHILE WITH SOUTH SYDNEY - 64

Tommy Anderson, Jim Armstrong, Alf Blair, Cecil Blinkhorn, Ray Branighan, Tim Brasher, Arthur Butler, Bill Cann, Mark Carroll, Clive Churchill, Michael Cleary, Ron Coote, Les Cowie, Frank Curran, Steve Darmody, Les Davidson, Jim Davis, Denis Donoghue, Terry Fahey, Harry Finch, Bryan Fletcher, Herb Gilbert, Bob Grant, John Graves, Howard Hallett, Ernie Hammerton, Greg Hawick, Arthur Hennessy, Bob Honan, Harold Horder, Greg Inglis, Brian James, Harry Kadwell, Clem Kennedy, John Kerwick, Jack Levison, Eric Lewis, Jim Lisle, Bob McCarthy, Eddie McGrath, Paddy Maher, Ian Moir, Ray Norman, Alf O'Connor, Frank O'Connor, John O'Neill, Arthur Oxford, George Piggins, Denis Pittard, Bernie Purcell, Jack Rayner, Eddie Root, John Rosewell, Paul Sait, John Sattler, Eric Simms, Bill Spence, Gary Stevens, David Taylor, George Treweek, Elwyn Walters, Benny Wearing, Jack Why, Perce Williams

PLAYED FOR AUSTRALIA BEFORE OR AFTER PLAYED WITH SOUTH SYDNEY – 36

Braith Anasta, Royce Ayliffe, Peter Burge, Hugh Byrne, Darrell Chapman, Michael Crocker, Ron Crowe, Col Donohoe, Jim Dymock, Percy Fairall, Bob Gehrke, Brian Hambly, Shannon Hegarty, Terry Hill, Ray Hines, Johnny Hutchinson, Adam MacDougall, Ian Mackay, Mark McGaw, Keith Middleton, Jim Morgan, Webby Neill, Rex Norman, Claude O'Donnell, Bryan Orrock, Bill Owen, David Peachey, Russell Richardson, Ian Roberts, Craig Salvatori, Jim Serdaris, Billy Thompson, Peter Tunks, Harry Wells, Graham Wilson, Craig Wing

PLAYED FOR SOUTH SYDNEY AND OTHER COUNTRIES – 37

** Indicates while with Souths*

Fred Anderson (South Africa as guest), *Roy Asotasi (New Zealand), Bobby Banham (New Zealand), *Sam Burgess (England), John Burke (Britain), *Angelo Dymock (Tonga), *David Fa'alogo (New Zealand), *Joe Falemaka (Tonga), Joe Galuvao (New Zealand), Henderson Gill (Britain), *Tere Glassie (Cook Islands), *Terry Hermansson (New Zealand), Phil Howlett (Tonga), Lee Jackson (Britain), *David Kidwell (New Zealand), Filimone Lolohea (Tonga), Bernie Lowther (New Zealand), *Issac Luke (New Zealand) Willie Manu (Tonga), *Manase Manuokafoa (Tonga), Darren Maroon (Lebanon), Martin Masella (Tonga), Fuihui Moimoi (New Zealand), *Gene Ngamu (New Zealand), *Eddie Paea (Tonga), Gary Price (Britain), Frank Puletua (Samoa), Ian Rubin (Russia), Sean Skelton (South Africa), *Alan Skene (South Africa), Craig Smith (New Zealand), *Jeremy Smith (New Zealand), *Tyran Smith (New Zealand), *Fetuli Talanoa (Tonga), Nigel Vagana (New Zealand), *Nigel Vagana (Samoa), *Jason Williams (New Zealand)

SOUTH SYDNEY JUNIOR PLAYERS WHO BECAME INTERNATIONALS – 55

Braith Anasta, Bob Banham, Alf Blair, Ray Branighan, Gordon Clifford, Ron Coote, Les Cowie, Steve Darmody, Denis Donoghue, Col Donohoe, Angelo Dymock, Jim Dymock, Harry Finch, Bryan Fletcher, Tere Glassie, Brian Hambly, Ernie Hammerton, Greg Hawick, Terry Hill, Keith Holman, Harold Horder, Harry Kadwell, Clem Kennedy, John Kerwick, Eric Lewis, Reni Maitua, Martin Masella, Bob McCarthy, Brian Moore, Brett Mullins, Wally O'Connell, Alf O'Connor, Frank O'Connor, Bryan Orrock, Arthur Oxford, John Peard, George Piggins, Bernie Purcell, Ian Roberts, Eddie Root, Paul Sait, Craig Salvatori, Jim Serdaris, Eric Simms, Tyran Smith, Bill Spence, Gary Stevens, Billy Thompson, George Treweek, Jack Troy, Benny Wearing, Jack Why, Perce Williams, Graham Wilson, Craig Wing

YOUNGEST PLAYER IN FIRST GRADE STARTING TEAM:

Les Bell, 15 May 1943 v North Sydney, 17 years 4 months.

YOUNGEST PLAYER IN FIRST GRADE AT ANY STAGE:

Paul Mellor, replacement, 30 June 1991 v Gold Coast, 16 years 10 months.

AWARD WINNERS**E.E. CHRISTENSEN PLAYER OF THE YEAR (1946 – 1977):**

Clive Churchill, 1949, 1950, 1952; Jack Rayner 1953; Ron Coote 1968, 1969

COACH OF THE YEAR (1971 -):

George Piggins 1986, 1989

CLAUDE CORBETT MEMORIAL TROPHY (1946 -):

Clive Churchill 1950, 1954

DALLY M PLAYER OF THE YEAR (1980 -):

Robert Laurie 1980

RUGBY LEAGUE WEEK PLAYER OF THE YEAR (1970 -):

Bob Grant 1971

ROTHMAN'S MEDAL (1968 - 1996):

Denis Pittard 1969, 1971

SYDNEY MORNING HERALD BEST & FAIREST:

Clive Churchill 1952; Fred Nelson 1959; Richie Powell 1964; Denis Pittard 1971, 1973

HARRY SUNDERLAND MEDAL (1964 -): Ron Coote 1970**TELEGRAPH-TCN9 PLAYER OF THE YEAR (1946 – 1967):**

Ron Coote 1967

KEN STEPHEN CITIZENSHIP AWARD (1988 -):

Michael Andrews 1993

GEORGE PIGGINS MEDAL (2003 -): Bryan Fletcher 2003, Ashley Harrison 2004, Peter Cusack 2005, David Fa'alogo 2006, Roy Asotasi 2007, Luke Stuart 2008, John Sutton 2009, Issac Luke 2010, Nathan Merritt 2011, John Sutton 2012.







NRL RESULTS - PREMIERSHIP MATCHES 2012

Round	Date	Opposition	Venue	Home/ Away	For	Against	Win/Loss	Tries	Goals	Field Goals
1	Mon 5 March 2012	Sydney Roosters	ANZ Stadium	Home	20	24	Loss	Michael Crocker Chris McQueen John Sutton	Adam Reynolds 4	
2	Sun 11 March 2012	Melbourne Storm	AAMI Park	Away	10	24	Loss	Chris McQueen Sam Burgess	Adam Reynolds	
3	Sun 18 March 2012	Penrith Panthers	Centrebet Stadium	Away	40	24	Win	David Taylor 2 Andrew Everingham Roy Asotasi Greg Inglis Chris McQueen	Adam Reynolds 8	
4	Fri 23 March 2012	Brisbane Broncos	nib Stadium, Perth	Home	12	20	Loss	Andrew Everingham 2	Adam Reynolds 2	
5	Sun 1 April 2012	Wests Tigers	Sydney Football Stadium	Away	17	16	Win (Golden Point)	Issac Luke 2 Andrew Everingham	Adam Reynolds 2	Greg Inglis
6	Fri 6 April 2012	Canterbury- Bankstown Bulldogs	ANZ Stadium	Home	20	10	Win	Andrew Everingham 2 Matt King	Adam Reynolds 4	
7	Sun 15 April 2012	Warriors	Mt Smart Stadium	Away	22	44	Loss	David Taylor 2 Andrew Everingham 2	Adam Reynolds 3	
8	Sat 28 April 2012	North Queensland Cowboys	ANZ Stadium	Home	20	16	Win	Greg Inglis Issac Luke David Taylor	Adam Reynolds 4	
9	Mon 7 May 2012	Cronulla- Sutherland Sharks	ANZ Stadium	Home	34	28	Win	Greg Inglis 3 Nathan Merritt 2	Adam Reynolds 7	
10	Bye									
11	Sun 20 May 2012	St George Illawarra Dragons	WIN Jubilee Oval	Away	19	18	Win (Golden Point)	Adam Reynolds Sam Burgess Andrew Everingham	Adam Reynolds 3	Adam Reynolds
12	Fri 25 May 2012	Canberra Raiders	ANZ Stadium	Home	36	18	Win	David Taylor 2 Greg Inglis 2 Ben Lowe Justin Hunt Dylan Farrell	Issac Luke 3 Adam Reynolds	
13	Sat 2 June 2012	Canterbury- Bankstown Bulldogs	ANZ Stadium	Away	18	23	Loss	David Taylor Justin Hunt Dylan Farrell	Adam Reynolds 3	
14	Bye									
15	Sat 16 June 2012	Parramatta Eels	ANZ Stadium	Away	24	6	Win	Nathan Merritt Michael Crocker Justin Hunt Dylan Farrell	Adam Reynolds 4	
16	Fri 22 June 2012	Brisbane Broncos	Suncorp Stadium	Away	12	26	Loss	Nathan Merritt Chris McQueen	Adam Reynolds 2	
17	Sun 1 July 2012	Penrith Panthers	ANZ Stadium	Home	38	12	Win	Nathan Merritt 2 Nathan Peats 2 David Taylor Andrew Everingham	Adam Reynolds 7	
18	Sun 8 July 2012	Newcastle Knights	ANZ Stadium	Home	34	14	Win	Issac Luke John Sutton Chris McQueen Nathan Peats Dylan Farrell Andrew Everingham	Adam Reynolds 5	

Round	Date	Opposition	Venue	Home/ Away	For	Against	Win/Loss	Tries	Goals	Field Goals
19	Mon 16 July 2012	Sydney Roosters	Sydney Football Stadium	Away	24	22	Win	Nathan Merritt 2 Andrew Everingham Adam Reynolds	Adam Reynolds 4	
20	Sat 21 July 2012	St George Illawarra Dragons	ANZ Stadium	Home	36	14	Win	Nathan Merritt 3 Matt King John Sutton Greg Inglis Andrew Everingham	Adam Reynolds 4	
21	Sun 29 July 2012	Wests Tigers	ANZ Stadium	Home	32	6	Win	Nathan Peats 2 Nathan Merritt Dylan Farrell Jason Clark	Adam Reynolds 6	
22	Sun 5 August 2012	Gold Coast Titans	Skilled Park	Away	22	18	Win	Justin Hunt 2 Dylan Farrell Andrew Everingham	Adam Reynolds 3	
23	Fri 10 August 2012	Manly- Warringah Sea Eagles	Bluetongue Stadium, Gosford	Home	6	23	Loss	Sam Burgess	Adam Reynolds	
24	Sat 18 August 2012	Cronulla- Sutherland Sharks	Toyota Stadium	Away	7	20	Loss	Sam Burgess	Adam Reynolds	Adam Reynolds
25	Sun 26 August 2012	Parramatta Eels	ANZ Stadium	Home	38	6	Win	Nathan Merritt 2 Greg Inglis 2 Matt King Dylan Farrell Andrew Everingham	Adam Reynolds 5	
26	Fri 31 Au- gust 2012	Newcastle Knights	Hunter Stadium	Away	18	6	Win	Roy Asotasi John Sutton Greg Inglis	Adam Reynolds 3	
QLFY	Sat 8 September 2012	Melbourne Storm	AAMI Park	Away	6	24	Loss	Eddy Pettybourne	Adam Reynolds	
SEMI	Sat 15 September 2012	Canberra Raiders	ANZ Stadium	Home	38	16	Win	Andrew Everingham 2 Adam Reynolds Greg Inglis Sam Burgess Dylan Farrell	Adam Reynolds 7	
PRELIM	Sat 22 September 2012	Canterbury- Bankstown Bulldogs	ANZ Stadium	Away	8	32	Loss	Issac Luke	Adam Reynolds 2	



2012 NRL PLAYER STATISTICS

Surname	First Name	Total Games	Tries	Goals	Field Goals	Total Points
AREAITI	Neccrom	1	0	0	0	0
ASOTASI	Roy	12	2	0	0	8
BURGESS	George	3	0	0	0	0
BURGESS	Luke	18	0	0	0	0
BURGESS	Sam	22	5	0	0	20
CLARK	Jason	23	1	0	0	4
CORRIGAN	Shaune	8	0	0	0	0
CROCKER	Michael	27	2	0	0	8
EVERINGHAM	Andrew	25	17	0	0	68
FARRELL	Dylan	27	8	0	0	32
GEDDES	Scott	12	0	0	0	0
HUNT	Justin	10	5	0	0	20
INGLIS	Greg	22	12	0	1	49
KING	Matt	20	3	0	0	12
LOWE	Ben	18	1	0	0	4
LUKE	Issac	22	5	3	0	26
McQUEEN	Chris	22	5	0	0	20
MERRITT	Nathan	19	14	0	0	56
PEATS	Nathan	18	5	0	0	20
PETTYBOURNE	Eddy	23	1	0	0	4
REYNOLDS	Adam	27	3	97	2	208
STARLING	Josh	3	0	0	0	0
SUTTON	John	27	4	0	0	16
TALANOA	Fetuli	2	0	0	0	0
TAYLOR	David	26	9	0	0	36
TYRRELL	David	21	0	0	0	0
	TOTAL	458	102	100	3	611

2012 NRL LADDER

Club	Played	Won	Drawn	Lost	Bye	For	Against	Difference	Points %	Points
1 Canterbury-Bankstown Bulldogs	24	18	0	6	2	568	369	199	153.93%	40
2 Melbourne Storm	24	17	0	7	2	579	361	218	160.39%	38
3 South Sydney Rabbitohs	24	16	0	8	2	559	438	121	127.63%	36
4 Manly-Warringah Sea Eagles	24	16	0	8	2	497	403	94	123.33%	36
5 North Queensland Cowboys	24	15	0	9	2	597	445	152	134.16%	34
6 Canberra Raiders	24	13	0	11	2	545	536	9	101.68%	30
7 Cronulla-Sutherland Sharks	24	12	1	11	2	445	441	4	100.91%	29
8 Brisbane Broncos	24	12	0	12	2	481	447	34	107.61%	28
9 St George Illawarra Dragons	24	11	0	13	2	405	438	-33	92.47%	26
10 Wests Tigers	24	11	0	13	2	506	551	-45	91.83%	26
11 Gold Coast Titans	24	10	0	14	2	449	479	-30	93.74%	24
12 Newcastle Knights	24	10	0	14	2	448	488	-40	91.80%	24
13 Sydney Roosters	24	8	1	15	2	462	626	-164	73.80%	21
14 Warriors	24	8	0	16	2	497	609	-112	81.61%	20
15 Penrith Panthers	24	8	0	16	2	409	575	-166	71.13%	20
16 Parramatta Eels	24	6	0	18	2	431	674	-243	63.95%	16

NSW CUP RESULTS - NORTH SYDNEY BEARS - PREMIERSHIP MATCHES 2012

Round	Date	Opposition	Venue	Home/ Away	For	Against	Win/ Loss	Tries	Goals	Field Goals
1	Sat 3 March 2012	Balmain Ryde Eastwood Tigers	Concord Oval	Away	32	10	Win	Justin Hunt 3 Kieran Vale Bennett Leslie Ben Lowe	Justin Hunt 4	
2	Bye									
3	Sat 17 March 2012	Canterbury-Bankstown Bulldogs	Belmore Sports Ground	Away	16	42	Loss	Neccrom Areaiiti Curtis Johnston Justin Hunt	Justin Hunt 2	
4	Sat 24 March 2012	Windsor Wolves	Windsor Sporting Complex	Away	36	22	Win	Brock Molan Josh Starling Brendan McKinnon Ryan Carr Fetuli Talanoa Kieran Vale	Justin Hunt 6	
5	Sun 1 April 2012	Illawarra Cutters	TG Milner Oval	Home	48	6	Win	Chris McQueen 2 Joseph Matapuku Greg Nichols Brendan McKinnon Justin Hunt Curtis Johnston Bennett Leslie	Justin Hunt 8	
6	Sat 7 April 2012	Manly-Warringah Sea Eagles	North Sydney Oval	Home	26	18	Win	Bennett Leslie Greg Nichols Brendan McKinnon Fetuli Talanoa Elias Sukkar	Jack Hawkins 3	
7	Sun 15 April 2012	Wentworthville Magpies	North Sydney Oval	Home	22	40	Loss	Greg Nichols 2 Joseph Matapuku Clinton Sills	Jack Hawkins 3	
8	Sat 21 April 2012	Western Suburbs Magpies	Henson Park	Home	52	6	Win	Justin Hunt 3 Bennett Leslie Joseph Matapuku Brendan McKinnon Greg Nichols Nathan Merritt Luke Keary	Justin Hunt 8	
9	Sat 28 April 2012	Cronulla-Sutherland Sharks	Henson Park	Away	24	34	Loss	Justin Hunt 2 Ryan Carr Bennett Leslie	Justin Hunt 4	
10	Sat 5 May 2012	Newtown Jets	Henson Park	Away	26	22	Win	Nathan Peats 2 Bennett Leslie Justin Hunt Shaune Corrigan	Justin Hunt 3	
11	Bye									
12	Sat 19 May 2012	Newcastle Knights	North Sydney Oval	Home	25	24	Win	Jack Hawkins 2 Curtis Johnston Adrian Ha'angana Brendan McKinnon	Jack Hawkins 2	Neenan Simpson
13	Sun 27 May 2012	Mount Pritchard Mounties	North Sydney Oval	Home	30	20	Win	George Burgess 2 Fetuli Talanoa Chris McQueen Brendan McKinnon	James Roberts 5	
14	Sun 3 June 2012	Balmain Ryde Eastwood Tigers	North Sydney Oval	Home	24	14	Win	Shaune Corrigan Curtis Johnston Ryan Carr Chris McQueen	James Roberts 4	

Round	Date	Opposition	Venue	Home/ Away	For	Against	Win/ Loss	Tries	Goals	Field Goals
15	Sat 9 June 2012	Auckland Vulcans	North Sydney Oval	Home	52	12	Win	Fetuli Talanoa 3 Chris McQueen 2 George Burgess 2 Curtis Johnston Jack Hawkins	James Roberts 8	
16	Sat 16 June 2012	Canterbury-Bankstown Bulldogs	North Sydney Oval	Home	8	22	Loss	James Roberts Curtis Johnston		
17	Sun 24 June 2012	Windsor Wolves	North Sydney Oval	Home	26	33	Loss	Greg Nichols 2 Curtis Johnston Blake Judd Chris Hyde	Fetuli Talanoa 3	
18	Sat 7 July 2012	Illawarra Cutters	WIN Stadium	Away	20	38	Loss	Curtis Johnston 2 Greg Nichols Josh Starling	Justin Hunt 2	
19	Sat 14 July 2012	Manly-Warringah Sea Eagles	Brookvale Oval	Away	46	12	Win	Shaune Corrigan 3 Justin Hunt 2 Curtis Johnston Blake Judd Matt Hyland	Justin Hunt 7	
20	Sun 22 July 2012	Wentworthville Magpies	Ringrose Park	Away	30	24	Win	Chris Centrone 3 Greg Nichols Shaune Corrigan Blake Judd	Justin Hunt 3	
21	Sun 29 July 2012	Western Suburbs Magpies	North Sydney Oval	Away	58	6	Win	Josh Starling 2 Chris Centrone 2 Fetuli Talanoa 2 Bennett Leslie 2 Kieran Vale Blake Judd Matt Hyland	Jack Hawkins 7	
22	Sat 4 August 2012	Cronulla-Sutherland Sharks	North Sydney Oval	Home	34	22	Win	Chris Centrone 2 Brendan McKinnon 2 Roy Asotasi Curtis Johnston	Chris Hyde 4 Fetuli Talanoa	
23	Fri 10 August 2012	Newtown Jets	North Sydney Oval	Home	16	16	Draw	Kieran Vale 2 Chris Centrone	Jack Hawkins 2	
24	Sat 18 August 2012	Auckland Vulcans	Mt Smart Stadium No. 2	Away	16	26	Loss	Jack Hawkins Bennett Leslie Brock Molan	Ryan Carr 2	
25	Sun 26 August 2012	Newcastle Knights	Townson Oval, Merewether	Away	24	24	Draw	Ryan Carr Neccrom Areaiiti Chris Centrone Shaune Corrigan	Issac Luke 4	
26	Sun 2 September 2012	Mount Pritchard Mounties	Mt Pritchard Sports Ground	Away	18	18	Draw	Curtis Johnston 2 Shaune Corrigan Blake Judd	Justin Hunt	
QLFY	Sun 9 September 2012	Newcastle Knights	WIN Jubilee Oval	Home	26	28	Loss	Ryan Carr Blake Judd Kieran Vale Brendan McKinnon Chris Hyde	Chris Hyde 3	
SEMI	Sun 16 September 2012	Newtown Jets	Leichhardt Oval	Home	30	32	Loss	Luke Keary Bennett Leslie Brendan McKinnon Curtis Johnston Ryan Carr	Luke Keary 5	

2012 NSW CUP LADDER

Club	Played	Won	Drawn	Lost	Bye	For	Against	Difference	Points %	Points
1 Canterbury-Bankstown Bulldogs	24	15	1	8	2	811	456	355	177.85%	35
2 North Sydney Bears	24	14	3	7	2	709	513	196	138.21%	35
3 Newcastle Knights	24	14	1	9	2	782	577	205	135.53%	33
4 Wentworthville Magpies	24	14	0	10	2	792	534	258	148.31%	32
5 Windsor Wolves	24	14	0	10	2	743	536	207	138.62%	32
6 Illawarra Cutters	24	13	1	10	2	684	504	180	135.71%	31
7 Newtown Jets	24	13	1	10	2	686	540	146	127.04%	31
8 Balmain Ryde Eastwood Tigers	24	13	0	11	2	724	608	116	119.08%	30
9 Mount Pritchard Mounties	24	12	1	11	2	637	616	21	103.41%	29
10 Cronulla-Sutherland Sharks	24	12	0	12	2	541	717	-176	75.45%	28
11 Auckland Vulcans	24	11	0	13	2	650	670	-20	97.01%	26
12 Manly-Warringah Sea Eagles	24	7	0	17	2	508	876	-368	57.99%	18
13 Western Suburbs Magpies	24	0	0	24	2	280	1400	-1120	20.00%	4



Photo courtesy of Steve Little

2012 TOYOTA CUP RESULTS

Round	Date	Opposition	Venue	Home/ Away	For	Against	Win/ Loss	Tries	Goals	Field Goals
1	Mon 5 March 2012	Sydney Roosters	ANZ Stadium	Home	34	26	Win	Adrian Ha'angana Jesse Roberts Hamish Bryant- Kurt David Sisifa Siosaia Tanginoa Jordan Heyer	Kurt French 5	
2	Sun 11 March 2012	Melbourne Storm	AAMI Park	Away	10	36	Loss	Apisai Koroisau 2 Jordan Tongahai Siosaia Tanginoa Luke Keary	Kurt French	
3	Sun 18 March 2012	Penrith Panthers	Centrebet Sta- dium	Away	25	36	Loss	Kieran Vale 2 James Roberts	Kurt French 2	
4	Sat 24 March 2012	Brisbane Broncos	Australian Technology Park Perormance Centre at Redfern Oval	Home	54	30	Win	Kurt French 3 Apisai Koroisau 3 George Burgess 2 Hamish Bryant	Kurt French 9	
5	Sun Apr 1 2012	Wests Tigers	Sydney Football Stadium	Away	24	36	Loss	Blake Matthews Luke Keary Brad Croad David Sisifa	Apisai Koroisau 3 Kurt French	
6	Fri 6 April 2012	Canterbury- Bankstown Bulldogs	ANZ Stadium	Home	26	24	Win	Jordan Tongahai 2 David Sisifa Adrian Ha'angana Apisai Koroisau	Apisai Koroisau 3	
7	Sun 15 April 2012	Warriors	Mt Smart Stadium	Away	14	48	Loss	Nick Hedley David Sisifa Adian Ha'angana	Apisai Koroisau	
8	Sat 28 April 2012	North Queensland Cowboys	ANZ Stadium	Home	36	14	Win	Jordan Tongahai 3 David Sisifa Luke Keary Siosaia Tanginoa	Apisai Koroisau 4	
9	Mon 7 May 2012	Cronulla- Sutherland Sharks	ANZ Stadium	Home	36	36	Draw	Blake Mathews 2 Tyrone Phillips David Sisifa Jordan Tongahai Luke Keary	Apisai Koroisau 6	
10	Bye									
11	Sun 20 May 2012	St George Illawarra Drag- ons	WIN Jubilee Oval	Away	24	10	Win	Luke Keary Apisai Koroisau Jordan Tongahai	Apisai Koroisau 3 James Roberts	
12	Fri 25 May 2012	Canberra Raiders	ANZ Stadium	Home	24	36	Loss	Jordan Tuiavii Jesse Roberts Tyrone Phillips Aaron Gray	Apisai Koroisau 4	
13	Sat 2 June 2012	Canterbury- Bankstown Bulldogs	ANZ Stadium	Away	32	10	Win	Apisai Koroisau David Sisifa Luke Keary Siosaia Tanginoa Tyrone Phillips Dylan Walker	Apisai Koroisau 4	
14	Bye									

Round	Date	Opposition	Venue	Home/ Away	For	Against	Win/ Loss	Tries	Goals	Field Goals
15	Sat 16 June 2012	Parramatta Eels	ANZ Stadium	Away	24	8	Win	Luke Keary Apisai Koroisau David Sisifa	Apisai Koroisau 2	
16	Fri 22 June 2012	Brisbane Broncos	Suncorp Stadium	Away	32	34	Loss	Aaron Gray 2 Tyrone Phillips Blake Mathews Siosaia Tanginoa Jesse Roberts	Apisai Koroisau 4	
17	Sun 1 July 2012	Penrith Panthers	ANZ Stadium	Home	46	16	Win	Tyrone Phillips 3 Jordan Tongahai James Roberts Jesse Roberts	Apisai Koroisau 7	
18	Sun 8 July 2012	Newcastle Knights	ANZ Stadium	Home	24	16	Win	Apisai Koroisau Jordan Tuiavii James Roberts Jesse Roberts	Apisai Koroisau 4	
19	Mon 16 July 2012	Sydney Roosters	Sydney Football Stadium	Away	30	36	Loss	Apisai Koroisau 2 Brad Croad Luke Keary Aaron Gray	Apisai Koroisau 5	
20	Sat 21 July 2012	St George Illawarra Drag- ons	ANZ Stadium	Home	16	28	Loss	Brett Jarrett Nick Hedley Cameron McInnes	Dylan Walker 2	
21	Sun 29 July 2012	West Tigers	ANZ Stadium	Home	36	30	Win	Luke Keary 2 Jordan Tongahai 2 Dylan Walker 2	Dylan Walker 3 Apisai Koroisau 3	
22	Sun 5 August 2012	Gold Coast Titans	Skilled Park	Away	48	6	Win	Luke Keary 3 Jordan Tuiavii 2 Brad Croad Siosaia Tanginoa Aaron Gray	Apisai Koroisau 8	
23	Fri 10 August 2012	Manly-Warringah Sea Eagles	Bluetongue Stadium, Gosford	Home	18	14	Win	Hamish Bryant Jordan Tongahai Luke Keary	Apisai Koroisau 3	
24	Sat 18 August 2012	Cronulla- Sutherland Sharks	Toyota Stadium	Away	18	30	Loss	Kyle Turner Blake Mathews Dlan Walker	Apisai Koroisau 3	
25	Sun 26 August 2012	Parramatta Eels	ANZ Stadium	Home	54	6	Win	Aaron Gray 3 Jordan Tongahai 2 Tyrone Phillips David Sisifa Brad Croad Luke Keary Jesse Roberts	Apisai Koroisau 6 Dylan Walker	
26	Fri 31 August 2012	Newcastle Knights	Hunter Stadium	Away	50	26	Win	Luke Keary 2 Jordan Tongahai Jordan Tuiavii Kyle Turner Brad Croad Siosaia Tanginoa Jesse Roberts Aaron Gray	Apisai Koroisau 7	
QLFY	Sat 8 September 2012	Sydney Roosters	AAMI Park	Home	22	24	Loss	Jordan Tongahai Jordan Tuiavii Jesse Roberts Aaron Gray	Apisai Koroisau 3	



2012 TOYOTA CUP LADDER

Club	Played	Won	Drawn	Lost	Bye	For	Against	Difference	Points %	Points
1 Canterbury-Bankstown Bulldogs	24	17	1	6	2	774	517	257	149.71%	39
2 Warriors	24	17	1	6	2	682	516	166	132.17%	39
3 Canberra Raiders	24	16	0	8	2	766	599	167	127.88%	36
4 Wests Tigers	24	15	0	9	2	666	514	152	129.57%	34
5 Penrith Panthers	24	14	1	9	2	694	501	193	138.52%	33
6 South Sydney Rabbitohs	24	14	1	9	2	734	592	142	123.99%	33
7 Sydney Roosters	24	13	2	9	2	694	570	124	121.75%	32
8 St George Illawarra Dragons	24	13	1	10	2	638	553	85	115.37%	31
9 Melbourne Storm	24	12	2	10	2	547	556	-9	98.38%	30
10 Cronulla-Sutherland Sharks	24	11	2	11	2	619	684	-65	90.50%	28
11 Newcastle Knights	24	10	1	13	2	646	574	-72	112.54%	25
12 Brisbane Broncos	24	9	0	15	2	448	488	-40	91.80%	24
13 North Queensland Cowboys	24	7	2	15	2	545	732	-187	74.45%	20
14 Manly-Warringah Sea Eagles	24	6	2	16	2	519	811	-292	64.00%	18
15 Parramatta Eels	24	5	0	19	2	558	814	-256	68.55%	14
16 Gold Coast Titans	24	5	0	19	2	424	812	-388	52.22%	14

2012 CLUB AWARDS

George Piggins Medal NRL Best and Fairest – John Sutton

Jack Rayner Players' Player award - Greg Inglis

Bob McCarthy Clubmen of the Year awards - Sam Burgess and Michael Crocker

John Sattler Rookie of the Year award - Adam Reynolds

Members' Choice award - Adam Reynolds

The Burrow Player of the Year award - Adam Reynolds

NYC Best and Fairest award - Luke Keary

NYC Players' Player award - Jesse Roberts

Best Try of the Year award - Adam Reynolds (*last minute try to win against the Roosters, round 19*)

Best Hit of the Year award - Adam Reynolds (*chase and tackle on Parramatta's Chris Sandow, round 15*)



LIFE MEMBERS*(Life Membership began being awarded in 1961)*

Mr Michael Andrews (1996)
 Mr Darrell Bampton (1994)
 Mr David Boyle (1997)
 Mr Arthur Branighan (2012)
 Mr Ray Branighan (1991)
 Mr Neville Cameron (1992)
 Mrs Joyce Churchill (2007)
 The Hon Michael Cleary AO (1980)
 Mr Tom Cocking (1982)
 Mr Craig Coleman (1995)
 Mr Ron Coote AM (1990)
 Mr Russell Crowe (2004)
 Mr Les Davidson (2007)
 Mr Andrew Denton (2010)
 Mr Mick Falla (1991)
 Mr Mario Fenech (1997)
 Mr Sean Garlick (2011)
 Dr Nathan Gibbs (1995)
 Mr Robert Grant (1993)
 The Hon Nicholas Greiner AC (2010)
 Mr Gary Hambly (2009)
 Mr Ross Harrington (2010)
 Mr Greg Hawick (1990)
 Mr Alan Heiler (1996)
 Mr Anthony Henderson (1993)
 Mr Bob Honan (2009)
 Mr Brian James (2002)
 Mr Ivan Jones (2002)
 Mr Kevin Lang (1989)
 Mr Dennis Lee (1994)
 Mr Robert McCarthy MBE (1972)
 Mr Keith McCraw (2012)
 Ms Eileen McLoughlin (2002)
 Mr Bob McMillan (2003)
 Mr Paul Mellor (2011)
 Mr Henry Morris (1997)
 Mr Bob Moses (2009)
 Mr Brian Murray (1983)
 Mr Norm Nilson (1962)
 Mr Ziggy Niszczot (2003)
 Mr Terence Parker (1986)
 Mr Richie Powell (2004)
 Mr Russell Pratt (1988)
 Mr Tony Rampling (2010)

Mr Shane Rigon (2011)
 Mr John Riordan (1977)
 Mr Ian Roberts (2009)
 Mr Eric Robinson (2003)
 Mr Paul Sait (1991)
 Mr John Sattler (1972)
 Mr Eric Simms (1974)
 Mr Gary Stevens (1987)
 Mr Ken Stewart (1994)
 Mr Kerry Stokes AC (2004)
 Mr Luke Stuart (2012)
 Mr Peter Tunks (2011)
 Mr Elwyn Walters (2004)
 Mr Wally Watsford (1985)
 Mr Mike Whitney (2009)
 Mr Roy Willmette (1990)
 Mr Jeffrey Withers (2003)

DECEASED*(Year Awarded, Year Deceased)*

Mr S Anderson (1962, 1987)
 Mr H Baker (1963, 1966)
 Mr Samuel George Ball (1961, 1965)
 Mr Leslie Bell (1962, 2003)
 Mr Cecil Blinkhorn (1961, 1977)
 Mr Eric Bonner (1983, 2008)
 Mr Tom Brock (1993, 1997)
 Mr Frank Brogan (1968, 1968)
 Mr Ken Brogan (1961, 2005)
 Mr Robert Byrne (2010, 2010)
 Mr Clive Bernard Churchill AM (1961, 1985)
 Mr Daniel Clement (2004, 2008)
 Mr Albert Clift (1981, 2005)
 Mr John Coleman (2003, 2003)
 Mr Peter Collins (1965, 1980)
 Mr Les G Cowie OAM (1961, 1997)
 Mr Jack E. Coyne (1961, 1967)
 Mr Jack J. Coyne (1984, 2009)
 Mr J Cunningham (1961, 1966)
 Mr Len Devine (1986, 2008)
 Mr DR Donoghue (1961, 1993)
 Mr Charlie Donovan (1996, 2003)
 Mr Jack T. Duggan (1991, 1994)
 Mr John Economos (1982, 2011)
 Mr WA 'Bill' Fletcher (1966, 1969)
 Mr Reg M. Fridd (1993, 1997)

Mr E 'Son' Fry (1962, 1968)
 Mr Charlie Gibson (1969, 2010)
 Mr WA Hackett (1967, 1975)
 Mr AG 'Gus' Hahn (1978, 1980)
 Mr Howard Hallett (Snr) (1961, 1970)
 Mr Ernie A. Hammerton (1962, 1991)
 Mr George W. Hansen (1961, 1973)
 Mr Pat Hills (1989, 1992)
 Mr Harold Horder (1967, 1979)
 Mr JP 'Perc' Horne (1961, 1987)
 Mr Jack 'Chookie' Jones (1998, 1999)
 Mr Harry 'Mick' Kadwell (1991, 1999)
 Mr Clem Kennedy (1978, 2010)
 Mr Don Lane (1973, 2009)
 Mr Jack Lawrence (Snr) (1967, 1974)
 Mr Vic Lawrence (1996, 2008)
 Mr Jimmy Lisle (1992, 2003)
 Mr Alan Lupton (1985, 1993)
 Mr Charlie Lynch (1967, 1968)
 Mr Tom McDowell (1995, 1998)
 Mr JJ McGrath (1963, 1968)
 Mr Ray Mason (1965, 2006)
 Mr Alf W. O'Connor (1963, 1970)
 Mr Patrick O'Grady (1998, 2005)
 Mr John O'Neill (1984, 1999)
 Mr Bernie Purcell (1961, 2001)
 Mr Rupert John 'Jack' Rayner (1968, 2008)
 Mr Cec A. Saunders (1967, 1982)
 Mr Cliff Smaill (1994, 2005)
 Mr George Smith (1994, 2005)
 Mr Dave R. Spring (1963, 1968)
 Mr Jim Tait (1961, 1972)
 Mr Ralph Thislethwaite (1995, 2004)
 Mr Jack Thom (1972, 1993)
 Mr AG 'George' Treweek (1987, 1991)
 Mr Dave R. Watson (1962, 1982)
 Mr Benny Wearing (Snr) (1961, 1968)
 Mr G Wells (1963, 1969)
 Mr Fred West (1993, 2005)
 Mr Percy E. Williams (1990, 1996)
 Mr A Wood (1963, 1964)

2012 MAJOR PARTNERS



2012 PREMIUM PARTNERS



2012 OFFICIAL SUPPLIERS





NOTES:

A large area consisting of numerous horizontal dotted lines, intended for the user to write their notes.





KEY MEMBER STATS

- 22,154 Members in 2012
- Largest Membership based in NSW (second in the NRL)
- The Rabbitohs Member/Supporter footprint encompasses the eastern seaboard with a continued Membership growth in WA and internationally
- 2013 Membership target – 25,000