

# 20

SOUTH SYDNEY MEMBER CO.

# 13

THE RABBITOHS HAVE THE LARGEST MEMBERSHIP IN THE NRL WITH 27,392  
CUMULATIVE TV AUDIENCE OF 21.2 MILLION  
RATED #1 IN DIGITAL FAN ENGAGEMENT BY THE NRL  
HOME ATTENDANCE OF 333,285  
2014 MEMBERSHIP TARGET 32,000

RD 26 RABBITOHS V ROOSTERS (59,708 FANS) - THE LARGEST REGULAR SEASON CROWD IN RUGBY LEAGUE HISTORY

8TH ANNUAL REPORT  
FOR THE YEAR ENDED  
31 OCTOBER 2013

SOUTH SYDNEY MEMBERS RUGBY LEAGUE  
FOOTBALL CLUB LTD ACN 118320 084



RABBITOHS

THE STAR







CHAIRMAN'S REPORT	<b>04</b>	2013 NRL RESULTS PREMIERSHIP MATCHES AND CLUB AWARDS	<b>29</b>
-------------------	-----------	--	-----------

100 GRADE GAMES	<b>05</b>	NRL PLAYER RECORD FOR SEASON 2013 AND 2013 NRL LADDER	<b>31</b>
-----------------	-----------	---	-----------

CHIEF FINANCIAL OFFICER'S REPORT	<b>08</b>	NSW CUP RESULTS	<b>32</b>
-------------------------------------	-----------	-----------------	-----------

FINANCIALS	<b>09</b>	2013 HOLDEN CUP RESULTS	<b>35</b>
------------	-----------	----------------------------	-----------

CORPORATE PARTNERS	<b>21</b>	2013 HOLDEN CUP LADDER	<b>37</b>
--------------------	-----------	---------------------------	-----------

SOUTH SYDNEY DISTRICT RUGBY LEAGUE FOOTBALL LIMITED	<b>22</b>	LIFE MEMBERS	<b>39</b>
---	-----------	--------------	-----------

**SUMMARY OF FINANCIALS**

DIRECTORS' REPORT	PAGE 09
LEAD AUDITOR'S INDEPENDENCE DECLARATION	PAGE 11
STATEMENT OF PROFIT OR LOSS AND OTHER COMPREHENSIVE INCOME	PAGE 12
STATEMENT OF CHANGES IN EQUITY	PAGE 12
STATEMENT OF FINANCIAL POSITION	PAGE 13
STATEMENT OF CASH FLOWS	PAGE 13
NOTES TO THE FINANCIAL STATEMENTS	PAGE 14
DIRECTORS' DECLARATION	PAGE 18
AUDIT REPORT	PAGE 19

## CHAIRMAN'S REPORT

It is my pleasure to present to Members the 8th Annual Report of Member Co for the year ended 31 October 2013.

As Members will observe, 2013 was a landmark year in financial terms because, for the first time in our Football Club's history, we achieved a seven figure profit. In terms of financial performance, this propels our Football Club to the forefront of the NRL and delivers on a commitment the Board made some years ago to deliver to Members a financially sustainable business model. The fact that this has been achieved without recourse to investor funding for over five years amplifies the significance of the result. Like last year, we have included a detailed report from our Chief Financial Officer which will underline for Members just how robust our Football Club's financial performance has become. I draw Members' particular attention to the significant increase in revenues over the previous year (\$6.5 million), the EBITDA profit of \$2.3 million and the underlying profit of \$1.4 million, figures which seemed simply unattainable not that long ago.

These results will reinforce again for Members the benefits that our special blend of private and public ownership has delivered for our Club. Ours is a model that other clubs now look upon as an example how private investment and public loyalty can be successfully welded together. Needless to say, the early capital injections by our two investors, Russell Crowe and Peter Holmes à Court, gave our Football Club the momentum it required at that time. However, since then, it has been the Members who have assumed the mantle and taken our Football Club to new levels through burgeoning membership numbers which, in turn, have attracted top end corporate sponsors. Of course, we are also blessed with a skilled management team led by Shane Richardson and to them our Board is deeply grateful. Shane and his team have led the Football Club through a remarkable period in its history and now, aided by the vision of an ambitious five year strategic plan, the Board is confident they will take our Club to even loftier heights.

In on-field terms, Michael Maguire, his coaching staff and our fabulous roster of players delivered another season full of excitement and achievement. While we fell just short of our first grand final in 42 years, the signs are there for all to see that a grand final appearance is not too far away. On behalf of the Board and all Members, may I extend our gratitude to Michael, his coaching staff and the entire squad for the commitment they demonstrated in the 2013 season.

Finally, on behalf of my fellow Member Co Board members, may I convey to each and every Member who signed up for the 2013 season our deep appreciation for your dedication to the Rabbitohs. Ultimately, the great story that is unfolding is yours.



Nicholas Pappas

Chairman

## 100 GRADE GAMES FOR SOUTH SYDNEY 1908-2013

Surname	First Name	Years	1st Grade games	2nd Grade games	3rd Grade games	Total games
COLEMAN	Craig	1980-92	208	47	42	297
FENECH	Mario	1981-90	181	42	25	248
PIGGINS	George	1964-78	112	100	33	245
SUTTON	John	2002-13	207	5	18	230
STEVENS	Gary	1964-76	162	64	3	229
McCARTHY	Bob	1963-75; 1978	211	16	0	227
MERRITT	Nathan	2002-03; 2006-13	206	19	2	227
ANDREWS	Michael	1983-93	182	30	11	223
SAIT	Paul	1967-79	165	43	15	223
SIMM	Eric	1965-75	206	6	6	218
BOYLE	David	1982-91	169	42	3	214
HAMMERTON	Ernie	1947-58	157	46	5	208
HARRINGTON	Ross	1983-91	104	83	20	207
GRANT	Bob	1966-75	134	61	0	195
SATTLER	John	1963-72	195	0	0	195
RAYNER	Jack	1946-57	194	0	0	194
STEWART	Ken	1974-83	133	47	13	193
Longbottom	Kevin	1960-71	105	74	12	191
STUART	Luke	2002-11	190	1	0	191
BLAIR	Alf	1917-27; 1929-30	186	4	0	190
COWIE	Les	1946-58	176	8	1	185
WEARING	Benny (Senior)	1920-33	172	13	0	185
NEVILLE	Darryl	1984-89; 1991	52	88	41	181
HEILER	Allen	1962-72	42	107	31	180
LEE	Denis	1961-72	30	124	22	176
TRINDALL	Darrell	1990-99	133	37	6	176
PURCELL	Bernie	1949-52; 1954-60	173	2	0	175
McMILLAN	Bob	1970-80	51	96	26	173
MAROON	Darren	1986-92; 1994; 1997	58	76	37	171
DONOGHUE	Dennis (Senior)	1947-57	166	4	0	170
TAIT	Jim	1924-36	17	137	14	168
O'NEILL	John	1965-71; 1975-76	150	14	0	164
HALLETT	Howard (Senior)	1909-24	158	0	0	158
CHURCHILL	Clive	1947-58	157	0	0	157
MURDOCH	Don	1948-56	45	94	17	156
FA'ALOGO	David	2003-09	142	13	0	155
WITHERS	Jeff	1969-76	52	58	45	155
COOTE	Ron	1963-71	148	5	1	154
NILSON	Norm	1948-56	23	127	4	154
RAMPLING	Tony	1981-86; 1989	90	58	6	154
WATSON	Dave	1921-31	90	63	0	153
DAVIDSON	Les	1983-90	103	32	17	152
TUNKS	Peter	1977-83	96	41	15	152
HINSON	Eddie	1932-40; 1942-43	92	40	19	151
WALTERS	Elwyn	1966-73	128	21	2	151
LUKE	Issac	2007-13	150	0	0	150
BILES	Lester	1982-88	53	68	27	148
BRANIGHAN	Arthur	1962-71	90	44	14	148
MURRAY	Brian	1953-61	40	105	3	148
O'DEA	Steve	1986-92	27	71	48	146
GARLICK	Sean	1988-93; 1998-99	92	22	31	145
RICHARDS	Jim	1949-57	75	40	29	144
FLOCKTON	Allan	1953-61	29	65	48	142
LAWRENCE	Jack (Senior)	1918-28	91	51	0	142
McCARTHY	Darren	1982-86; 1990-91	53	74	15	142
McPHERSON	Shannan	2004-11	93	12	37	142
EDWARDS	Keith	1968-73; 1975	84	30	27	141
CLEARY	Michael	1962-70	139	1	0	140
MANUOKAFOA	Manase	2002-08	71	33	36	140
MELLOR	Paul	1991-96; 2006-07	101	23	16	140
COLEMAN	John	1962-69	11	79	48	138
LITTLE	Steve	1972-78	57	45	35	137
GIBBS	Nathan	1978-83	73	50	11	134
KILHAM	George	1934-41; 1943	108	20	6	134
ASOTASI	Roy	2007-13	133	0	0	133
WALSH	Jack	1936-44	110	13	10	133
SLATTERY	Troy	1991-99	48	56	28	132
JONES	Jack	1923-33	45	83	3	131
LAWRENCE	Vic	1919-28	115	16	0	131
STEVENS	Wayne	1963-69	16	92	23	131
FIELD	Craig	1990-96	72	47	11	130
ROOT	Eddie	1923-29; 1931-33	112	17	0	129
WHY	Jack	1925-34	80	48	0	128
BROGAN	Ken	1943-45; 1947-50; 1952-53	77	43	7	127



Surname	First Name	Years	1st Grade games	2nd Grade games	3rd Grade games	Total games
D'JURA	Bronko	1983-86; 1988-89	76	38	13	127
MASON	Ray	1951-57	35	85	7	127
THOMPSON	Manoa	1987-93	57	24	46	127
GEDDES	Scott	2002-12	125	1	0	126
ROBERTS	Paul	1986-91	69	57	0	126
WRIGHT	Gary	1975-81	67	43	16	126
GORMAN	Rod	1963-69	10	48	66	124
MAYBON	Rod	1988-93	74	31	19	124
QUINLIVAN	Oscar	1923-30	99	25	0	124
TALANOVA	Fetuli	2005-12	95	16	13	124
WALL	Brian	1972-78	28	55	41	124
ROSS	Brett	1984-88	48	47	27	122
ROSS	Mark	1981-83; 1985-87	50	70	2	122
TREWEEK	George	1925-34	119	3	0	122
FALLA	Mick	1961-67	62	51	8	121
FARRELL	Dylan	2008-13	70	0	51	121
McNICHOLAS	Paul	1994-99; 2002	34	52	35	121
PITTARD	Dennis	1968-73	121	0	0	121
CHISHOLM	Wayne	1985-91	95	21	4	120
EVANS	Greg	1981-86	17	48	55	120
MACKEY	Greg	1980-83	32	70	18	120
NELSON	Fred	1954-61	82	28	10	120
FENNELL	Chas	1924-34	37	77	5	119
FRANCIS	Michael	1993-98	56	36	27	119
MOSES	Bob	1965-70	95	24	0	119
POWELL	Richie	1957-67	93	13	13	119
SQUADRITO	Joe	1978-83	53	49	17	119
WILLIAMS	Percy	1929-35; 1937-38	80	25	13	118
CLARK	Jason	2008-13	70	0	47	117
ELLISON	Mark	1983-84; 1987-90	66	39	12	117
NORGARD	Greg	1967-72	20	79	18	117
POBJIE	Michael	1983-87	88	28	1	117
BAMPTON	Darrell	1969-73; 1978-79	51	58	7	116
FELSCH	Fred	1936-44	116	0	0	116
JONES	Grant	1977-81	16	90	9	115
NISZCZOT	Ziggy	1980-84	115	0	0	115
BREEN	Jim	1917-18; 1921-30	25	88	1	114
MOIR	Ian	1952-58	110	1	0	111
O'CONNOR	Frank	1927-37	79	26	6	111
SCHOTT	Darren	1988-93	44	67	0	111
RIGHTON	Alan	1925-32	77	33	0	110
WOOD	Garth	1995-98; 2003-05	22	34	53	109
CHAMPION	Beau	2004-10; 2013	78	5	25	108
KOSTA	Savah	1968-73	17	62	29	108
LEWIS	Eric	1927-29; 1932-37	81	8	19	108
PETTYBOURNE	Edward	2007-12	91	0	17	108
ROBINSON	Reg	1960-63; 1969-71	0	36	72	108
SCOTT	Alan	1959-60; 1966-70	28	72	8	108
HAMBLY	Gary	1979-83; 1985	86	11	10	107
HONAN	Bob	1967-72; 1975	84	23	0	107
LYONS	Graham	1987-91	64	23	20	107
LISLE	Jimmy	1962-69	100	6	0	106
BRANIGHAN	Ray	1967-71	55	27	23	105
MURPHY	Pat	1919-26	54	51	0	105
TYRRELL	Dave	2008-13	82	0	23	105
HORDER	Harold	1912-19; 1924	104	0	0	104
SPILLANE	Albert	1924; 1926-27; 1929-34	54	32	17	103
BUTLER	Arthur	1908-15	102	0	0	102
LAWRENCE	Steve	1964-69	0	35	67	102
RIGON	Shane	2002-07	100	2	0	102
WEEKES	Craig	1985-89	10	58	34	102
ARNEILL	Shane	1979-83; 1987	49	28	24	101
WRIGHT	Brian	1952; 1954-59	15	41	45	101
BUTLER	Harry	1908-15	100	0	0	100
GIBSON	Charlie	1957-62	31	53	16	100
KERWICK	John	1914-22	100	0	0	100
PEATS	Nathan	2009-13	54	0	46	100
THOMAS	Joe	1983-87	22	44	34	100

CHIEF FINANCIAL OFFICER'S REPORT

It is my pleasure to present to Members the 2013 CFO report.

The financial results for the year ended 31 October 2013 for both Member Co. and the Football Club are testament to the strong business practices that are now embedded within the organisation, and which over the past two seasons, have been complimented by impressive and consistent on-field results.

Member Co

The Member Co. financial results are described in detail in the Financial Statements. The grant back to the Club has increased from \$0.21m to \$0.26m, with membership subscriptions increasing from 16,025 to 19,075, whilst total Club membership rose to 27,392 - representing the highest Club membership in the NRL. The Statement of Financial Position, which reports the 2014 subscriptions purchased in advance, indicates slightly higher sales than at the same point in the previous year. This instils great confidence that the Club will achieve its 2014 Membership target of 32,000. At the time of writing this report, total Membership sales were at 23,194 against 18,456 at the same date last year.

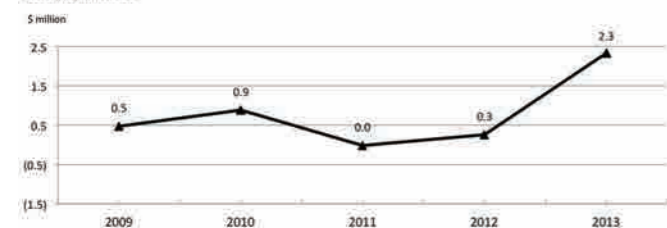
Football Club

I take this opportunity to provide the Members with a more detailed overview of the Club's Financial Statements. A key financial metric for the Club is its Earnings before Interest, Tax, Depreciation and Amortisation (EBITDA), and over the past five year (see graph below), the Club has reported an EBITDA of at least break-even. This year, we are delighted to report an EBITDA result of \$2.3m, which coincides with a similar increase in the Club's cash reserves.

EBITDA

↑ to \$2.3 million

Earning before interest, tax depreciation and amortisation, de-recognition of related party loans and impairments

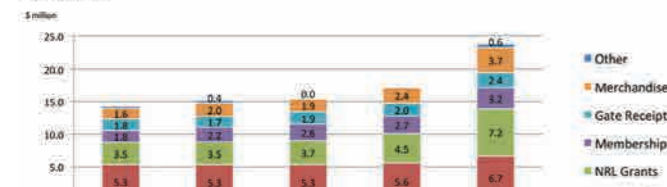


The Club has increased its revenues by \$6.5m (or 37%) on the previous year to a total turnover of \$23.8m (see graph below). The main increases in 2013 comprised an additional \$2.7m in NRL Funding, \$1.3m in Merchandise sales and \$1.1m in Sponsorship revenue.

REVENUE

↑ 37%

to \$23.8 million



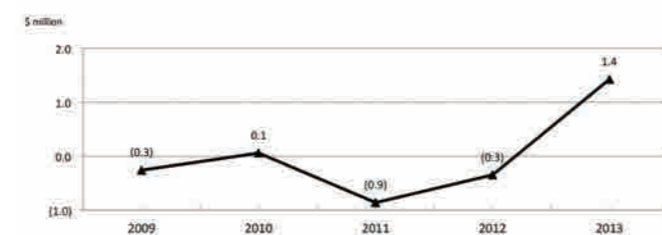
Total Expenditure and other charges rose by \$4.7m (or 26%) on the previous year to a total \$22.4m. As a key pillar of the Club's five year strategic plan, the Club is committed to investing available funds into its football program, and to this end, football related costs were up \$1.6m. Other direct cost of sales increased by \$1.5m which was attributable to the turnover increases described above, and further, other operating costs were also up by \$1.3m.

The Club has delivered a total profit in 2013 of \$1.4m, which stands significantly apart from all past results as depicted in the graph below.

TOTAL PROFIT/(LOSS)

↑ to \$1.4 million

positive movement of \$1.77 million



The Club's Statement of Financial Position reports that our working capital has improved from a deficiency of (\$0.8m) to a surplus of \$0.5m during the year. Within note 9 attached to the financial statements included in this Annual Report, the net asset deficiency has improved by \$1.4m to (\$1.6m). The increase in liabilities results from an increase in yearend accrued expenditure which is simply a timing difference, and further, as disclosed in last year's Annual Report, the accounting requirement (under the Accounting Standards in Australia) that we must report a notional commercial (fair value) interest charge on the loans between related parties, sees these loans continuing to be re-valued upwards to the original loan amounts over the loan terms. The cash reserves at yearend are reported at \$2.5m

Conclusions

In conclusion, having produced a comprehensive new five year strategic plan in 2013 with detailed accompanying business plans that extend out to 2017, the Club is strongly placed to achieve its overarching objectives of ensuring long-term financial sustainability. The Club is projecting annual operating surpluses in the range of \$1m-\$2.5m. These surpluses are planned to be reinvested in to core competitive assets, with a particular focus of providing every possibility to succeed on-field.

Joe Kelly

CFO

SOUTH SYDNEY MEMBERS RUGBY LEAGUE FOOTBALL CLUB LIMITED

DIRECTORS' REPORT

For the year ended 31 October 2013

The directors present their report together with the financial report of South Sydney Members Rugby League Football Club Limited ('the Company') for the financial year ended 31 October 2013 and the auditor's report thereon.

1. DIRECTORS

The directors of the Company at any time during or since the end of the year were:

NAME AND QUALIFICATIONS

EXPERIENCE AND SPECIAL RESPONSIBILITIES

HATFIELD, James Lawler

An Automotive Engineer with over 40 years experience; A company director for over 38 years; Former Director of South Sydney District Rugby League Football Club Limited (July 2001 – April 2007); Former Director of South Sydney Leagues Club Limited; Director since 13 February 2006.

HATZISTERGOS, Nikolas Theofilos,

B.Ec, FCA, CTA

Practising Chartered Accountant since 1982; Chairman, William Buck International Ltd; Managing Director, William Buck NSW; Chairman, Mazars Australia; Governing Council Member, Praxity (AISL); Director and Chair of the Audit Committee, Bank of Sydney Ltd; Director, St. Basil's Homes; Former Director of South Sydney District Rugby League Football Club Limited (April 2003-June 2006) and Director since 16 March 2008; Director since 30 March 2006.

MARTIN, Raymond George

Journalist for over 40 years; Former Chairman of Fred Hollows Foundation for 10 years; Former 10 year Member of the Council for Aboriginal Reconciliation; Patron of Humpty Dumpty Foundation; Former Director of the Shane Warne Foundation for 6 years; Chairman of the Australian Indigenous Education Foundation; Patron Aboriginal Employment Strategy; Former Director of South Sydney District Rugby League Football Club Limited (April 2007-March 2008); Director since 13 February 2006.

PAPPAS, Nicholas George,

LLB, PhD

A practising solicitor since 1984 and Principal of Nicholas G Pappas & Company, Lawyers; Chairman, Bank of Sydney Ltd; Governor, Steve Waugh Foundation – Australia; Trustee, Rookwood General Cemeteries Reserve Trust; Chairman of South Sydney District Rugby League Football Club Limited since 26 May 2008, Former Chairman (April 2003-June 2006), Director since June 2006; Director since 13 February 2006.

STEWART, Ken Gordon

Former Licensee/Manager of a hotel for over 20 years; Former CEO South Sydney Leagues Club (January 2009 - June 2012); Director since 13 February 2006.

## 2. COMPANY SECRETARY

Mr James Hatfield was appointed to the position of company secretary on 13 February 2006. Mr Hatfield is also a Director of the Company.

## 3. DIRECTORS' MEETING

The number of directors' meetings and number of meetings attended by each of the directors of the Company during the year were:

Director	Board Meetings	
	Number of meetings attended	Number of meetings held*
James Hatfield	3	3
Nikolas Hatzistergos	2	3
Ray Martin	2	3
Nicholas Pappas	3	3
Ken Stewart	0	3

\* Number of meetings held during the time the director held office during the year

## 4. PRINCIPAL ACTIVITIES

The principal activities of the Company during the course of the financial year were the administration and management of members' interests in the South Sydney District Rugby League Football Club Limited ("the Football Club").

There were no significant changes in the nature of the activities of the Company during the year.

## 5. OPERATING AND FINANCIAL REVIEW

The operating result for the year was nil (2012: nil). This result was after deriving \$606,932 (2012: \$509,886) in membership subscription revenue, awarding grants to the Football Club of \$256,742 (2012: \$204,598) and recognising a share of the trading profits/(losses) of the Football Club of nil (2012: nil).

The operating result before financing costs and income tax of the Football Club for the year was a profit of \$1,824,392 (2012: loss of \$406,558) and the Football Club result after financing costs and income tax was a profit of \$1,425,657 (2012: loss of \$346,090), resulting in a positive movement of \$1,771,747 between financial years.

## 6. SHORT AND LONG TERM OBJECTIVES AND CURRENT STRATEGY

The Company's objectives and strategies are consistent with, and aligned to, the Football Club's annual budget and its five year business plan (2013-17). The objectives, both short and long term, of this business plan, are to achieve sustained on-field success, ensure financial viability, and be good corporate citizens through the positive actions of the Football Club's related party, Souths Cares PBI Limited.

## 7. PERFORMANCE MEASUREMENT

The Company's performance measurements are consistent with, and aligned to, the sensitivity analysis of key variables and targets established within the Football Club's annual budget and its business plan. The actual performance of the Football Club's business are measured monthly against these key indicators, and further, on an annual basis through a more rigorous review.

## 8. MEMBERSHIP

The Company is a company limited by guarantee and without share capital. The number of members as at 31 October 2013 was 19,075 (2012: 16,025).

## 9. LIABILITY OF MEMBERS ON WINDING-UP

Every Member of the Company undertakes to contribute to the assets of the Company, in the event of the same being wound up while the Member is a member or within one year after the Member ceases to be a member of the Company, for payment of the debts and liabilities of the Company contracted before the Member ceases to be a member of the Company and of the costs, charges and expenses of winding up and for adjustment of rights of the contributors among themselves, such amount as may be required, not exceeding \$4.

## 10. DIVIDENDS

The Company is a company limited by guarantee and is prevented by its constitution from paying dividends.

## 11. EVENTS SUBSEQUENT TO REPORTING DATE

There has not arisen in the interval between the end of the financial year and the date of this report any item, transaction or event of a material and unusual nature likely, in the opinion of the directors of the Company to affect significantly the operations of the Company, the results of those operations, or the state of affairs of the Company, in future financial years.

## 12. LEAD AUDITOR'S INDEPENDENCE DECLARATION

The Lead Auditor's independence declaration is set out on page 11 and forms part of the directors' report for the year ended 31 October 2013.

This report is made with a resolution of the directors:



N. Pappas

Chairman

Dated at Redfern this 17th December 2013

## LEAD AUDITOR'S INDEPENDENCE DECLARATION UNDER SECTION 307C OF THE CORPORATIONS ACT 2001

To: the directors of South Sydney Members Rugby League Football Club Limited

I declare that, to the best of my knowledge and belief, in relation to the audit for the year ended 31 October 2013 there have been:

- no contraventions of the auditor independence requirements as set out in the Corporations Act 2001 in relation to the audit; and
- no contraventions of any applicable code of professional conduct in relation to the audit.

KPMG



Cameron Roan

Partner

Sydney

17th December 2013

**STATEMENT OF PROFIT OR LOSS AND OTHER COMPREHENSIVE INCOME**

For the year ended 31 October 2013

	Note	2013 \$	2012 \$
Revenue from rendering of services		606,932	509,886
<b>Total revenue</b>		<b>606,932</b>	<b>509,886</b>
Members' expenses		(313,792)	(274,669)
Other expenses		(36,398)	(30,620)
<b>Earnings before financing costs, depreciation, amortisation, grants and impairment</b>		<b>256,742</b>	<b>204,598</b>
Financial income		-	-
Financial expenses		-	-
<b>Net financing costs</b>		<b>-</b>	<b>-</b>
Share of profit/(loss) of associate	9	-	-
Grants awarded to related parties	12	(256,742)	(204,598)
<b>Result for the period</b>		<b>-</b>	<b>-</b>
<b>Other comprehensive income</b>			
Other comprehensive income for the period		-	-
<b>Total comprehensive income for the period</b>		<b>-</b>	<b>-</b>

The statement of Profit or Loss and other comprehensive income is to be read in conjunction with the notes to the financial statements set out on pages 14 to 18.

**STATEMENT OF CHANGES IN EQUITY**

For the year ended 31 October 2013

	Share Capital \$	Retained Earnings \$	Total Equity \$
Balance at 1 November 2010	-	-	-
<b>Total comprehensive income for the period</b>			
Result for the period	-	-	-
Other comprehensive income	-	-	-
Total comprehensive income for the period	-	-	-
<b>Transactions with owners, recorded directly in equity</b>			
Balance at 31 October 2012	-	-	-
	Share Capital \$	Retained Earnings \$	Total Equity \$
Balance at 1 November 2012	-	-	-
<b>Total comprehensive income for the period</b>			
Result for the period	-	-	-
Other comprehensive income	-	-	-
Total comprehensive income for the period	-	-	-
<b>Transactions with owners, recorded directly in equity</b>			
Balance at 31 October 2013	-	-	-

The statement of changes in equity is to be read in conjunction with the notes to the financial statements set out on pages 14 to 18.

**STATEMENT OF FINANCIAL POSITION**

As at 31 October 2013

	Note	2013 \$	2012 \$
<b>Assets</b>			
Trade and other receivables	6	209,682	180,186
<b>Total current assets</b>		<b>209,682</b>	<b>180,186</b>
Investments	7	-	-
<b>Total non-current assets</b>		<b>-</b>	<b>-</b>
<b>Total assets</b>		<b>209,682</b>	<b>180,186</b>
<b>Liabilities</b>			
Trade and other payables	10	209,682	180,186
<b>Total current liabilities</b>		<b>209,682</b>	<b>180,186</b>
<b>Total non-current liabilities</b>		<b>-</b>	<b>-</b>
<b>Total liabilities</b>		<b>209,682</b>	<b>180,186</b>
<b>Net assets</b>		<b>-</b>	<b>-</b>
<b>Members' funds</b>			
Retained earnings		-	-
<b>Total Members' funds</b>		<b>-</b>	<b>-</b>

The statement of financial position is to be read in conjunction with the notes to the financial statements set out on pages 14 to 18.

**STATEMENT OF CASH FLOWS**

For the year ended 31 October 2013

	Note	2013 \$	2012 \$
<b>Cash flows from operating activities</b>			
Cash receipts from customers		-	-
Cash paid to suppliers and employees		-	-
Cash generated from operations		-	-
<b>Net cash from operating activities</b>	11	<b>-</b>	<b>-</b>
<b>Cash flows from investing activities</b>		<b>-</b>	<b>-</b>
<b>Net cash from investing activities</b>		<b>-</b>	<b>-</b>
<b>Cash flows from financing activities</b>		<b>-</b>	<b>-</b>
<b>Net cash from financing activities</b>		<b>-</b>	<b>-</b>
<b>Net increase in cash and cash equivalents</b>		<b>-</b>	<b>-</b>
Cash and cash equivalents at beginning of period		-	-
<b>Cash and cash equivalents at 31 October</b>		<b>-</b>	<b>-</b>

The statement of cash flows is to be read in conjunction with the notes to the financial statements set out on pages 14 to 18.



## NOTES TO THE FINANCIAL STATEMENTS

### 1. REPORTING ENTITY

The Company is incorporated and domiciled in Australia as a Company limited by guarantee. In accordance with the Constitution of the Company, every member of the Company undertakes to contribute an amount limited to \$4 per member in the event of the winding up of the Company during the time that he or she is a member or within one year thereafter.

The principal activities of the Company during the course of the financial year were the administration and management of members' interests in the South Sydney District Rugby League Football Club Limited ("The Football Club").

### 2. BASIS OF PREPARATION

#### (a) Statement of compliance

The financial report is a general purpose financial report which has been prepared in accordance with Australian Accounting Standards (AASBs) adopted by the Australian Accounting Standards Board (AASB) and the Corporations Act 2001. The financial report of the Company does not comply with International Financial Reporting Standards (IFRS's) as the Company has adopted the exemption allowed for not for profit organisations under AASB 101 "Presentation of Financial Statements".

The financial statements were approved by the Board of Directors on 17 December 2013.

#### (b) Basis of measurement

The financial statements have been prepared on the historical cost basis.

#### (c) Functional and presentation currency

The financial report is presented in Australian dollars, which is the Company's functional currency.

#### (d) Use of estimates and judgements

The preparation of financial statements requires management to make judgements, estimates and assumptions that affect the application of accounting policies and the reported amounts of assets, liabilities, income and expenses. Actual results may differ from these estimates.

Estimates and underlying assumptions are reviewed on an ongoing basis. Revisions to accounting estimates are recognised in the period in which the estimate is revised and in any future periods affected.

### 3. SIGNIFICANT ACCOUNTING POLICIES

#### (a) Financial instruments

##### (i) Non-derivative financial instruments

Non-derivative financial instruments comprise trade and other receivables and trade and other payables.

Non-derivative financial instruments are recognised initially at fair value plus, for instruments not at fair value through profit or loss, any directly attributable transaction costs, except as described below. Subsequent to initial recognition non-derivative financial instruments are measured as described below. Other non-derivative financial instruments are measured at amortised cost using the effective interest method, less any impairment losses.

Trade and other payables are stated at amounts contracted with suppliers/other parties. Trade payables are non-interest bearing and are normally settled within 30 days.

#### (b) Investments in associates

Associates are those entities in which the Company has significant influence, but not control, over the financial and operating policies. The financial statements includes the Company's share of the total recognised gains and losses of associates on an equity accounted basis, from the date that significant influence commences until the date that significant influence ceases. When the Company's share of losses exceeds its interest in an associate, the Company's carrying amount is reduced to nil and recognition of further losses is discontinued except to the extent that the Company has incurred legal or constructive obligations or made payments on behalf of an associate.

#### (c) Impairment

##### Financial assets

A financial asset is assessed at each reporting date to determine whether there is any objective evidence that it is impaired. A financial asset is considered to be impaired if objective evidence indicates that one or more events have had a negative effect on the estimated future cash flows of that asset.

An impairment loss in respect of a financial asset measured at amortised cost is calculated as the difference between its carrying amount, and the present value of the estimated future cash flows discounted at the original effective interest rate. An impairment loss in respect of an available-for-sale financial asset is calculated by reference to its fair value.

Individually significant financial assets are tested for impairment on an individual basis. The remaining

financial assets are assessed collectively in companies that share similar credit risk characteristics. All impairment losses are recognised through profit or loss. Any cumulative loss in respect of an available-for-sale financial asset recognised previously in equity is transferred to profit or loss.

An impairment loss is reversed if the reversal can be related objectively to an event occurring after the impairment loss was recognised. For financial assets measured at amortised cost, the reversal is recognised in profit or loss.

#### (d) Revenue

Revenue from services rendered comprises revenue from member subscriptions and is recognised through profit or loss when the services are provided. No revenue is recognised if there are significant uncertainties regarding recovery of the consideration due, the costs incurred or to be incurred cannot be measured reliably, there is a risk of cancellation of membership or there is continuing management involvement with the goods.

#### (e) Income tax

The Company is exempt from income tax under Division 50 of the Income Tax Assessment Act (1997).

#### (f) Goods and services tax

Revenue, expenses and assets are recognised net of the amount of goods and services tax (GST), except where the amount of GST incurred is not recoverable from the taxation authority. In these circumstances, the GST is recognised as part of the cost of acquisition of the asset or as part of the expense.

Receivables and payables are stated with the amount of GST included. The net amount of GST recoverable from, or payable to, the taxation authority is included as a current asset or liability in the balance sheet.

#### (g) New standards and interpretations not yet adopted

A number of new standards, amendments to standards and interpretations are effective for annual periods beginning after 1 November 2013, and have not been applied in preparing these financial statements. Those which may be relevant to the Company are set out below. The Company does not plan to adopt these standards early.

##### i. Reduced Disclosure Requirements

AASB 1053 Application of Tiers of Australian Accounting Standards and AASB 2010-2 Amendments to Australian Standards arising from Reduced Disclosure Requirements applies for the financial year beginning on 1 November 2013 to prepare Tier 2 general purpose financial statements. The Company

will apply these standards in preparing its 2014 financial report. The main impact will be reduced disclosures in the financial report.

##### ii. AASB 9 financial instruments (2010), AASB 9 Financial Instruments (2009)

AASB 9 (2009) introduces new requirements for the classification and measurement of financial assets. Under AASB 9 (2009), financial assets are classified and measured based on the business model in which they are held and the characteristics of their contractual cash flows. AASB 9 (2010) introduces additional requirements relating to financial liabilities. AASB 9 (2010 and 2009) is effective for annual periods beginning on or after 1 January 2015 with early adoption permitted. The impact of these standards has not been determined.

### 4. SEGMENT REPORTING

The Company predominately operates in one business segment being the administration and management of members' interests in the South Sydney District Rugby League Football Club Limited in Australia.

### 5. AUDITORS' REMUNERATION

Audit services

Auditors of the Company

*KPMG Australia:*

*Audit of financial report*

8,500

8,000

### 6. TRADE AND OTHER RECEIVABLES

#### Current

Trade receivables due from associate (*note 12*)

209,682

180,186

### 7. INVESTMENTS

#### Non-current

Investments in associates (*note 9*)

-

-

### 8. CURRENT TAX ASSETS AND LIABILITIES

The current tax liability for the Company is Nil. The Company is a not for profit sporting organisation, and as such, it is exempt from Income Tax under Division 50 of the Income Tax Assessment Act (1997).

### 9. INVESTMENT ACCOUNTED FOR USING THE EQUITY METHOD

#### Investments in associates

Investments in associates (*refer to note 7*) are accounted for using the equity method.

The Company has the following investment in associates:

	Principal activities	Country	Reporting Date	Ownership Interest 2011	Ownership Interest 2010	Date of Acquisition
South Sydney District Rugby League Football Club Limited (SSDRLFC)	Propagation and promotion of Rugby League and other strategic interests	Australia	31 October	25%	25%	7 June 2006

The Company's share of profits in its equity accounted associate for the year was \$356,414 (2012: nil). The Company has not recognised its share of this profit relating to SSDRLFC, totalling \$356,414 (2012: loss of \$86,523) given the Company has unrecognised accumulated losses amounting to \$1,465,704 (2012: \$1,822,118) and has no obligation in respect of these losses.

Summary financial information for the associate not adjusted for the ownership held by the Company:

	Revenues and Other income	Expenses and Interest	Profit/(loss)	Total Assets (100%)	Total Liabilities (100%)
<b>2013</b>					
South Sydney District Rugby League Football Club Limited	23,790,343	(22,364,686)	1,425,657	7,981,213	9,617,168
<b>2012</b>					
South Sydney District Rugby League Football Club Limited	17,309,351	(17,655,441)	(346,090)	5,224,091	8,285,703

The result before depreciation, amortisation, impairments and financing costs of SSDRLFC for the year was a profit of \$2,331,805 (2012: profit of \$258,504). The profit after financing costs and income tax was \$1,425,657 (2012: loss of \$346,090).

The terms of the related party loan agreements were varied in November 2011. As a result of these variations, loan repayments now commence no earlier than 31 October 2015, and interest has been waived entirely until 31 October 2013 and is payable no earlier than 31 October 2014. In complying with Australian Accounting Standards, SSDRLFC is required to recognise notional interest (*not payable*) resulting from the preferential terms of these related party loans and these financial results for SSDRLFC include notional interest amounting to \$558,828 (2012: \$459,839), as well as a loss of nil (2012: \$271,700) on de-recognition of the previous loans.

The budget for 2014 indicates an operating profit before financing costs (interest charges and receipts) of \$1.51m.

	Year ended 31 October 2013	Year ended 31 October 2012
	\$	\$
Share of associate loss before income tax	-	-
Share of income tax expense	-	-
Share of associates net profit/(loss) accounted for using the equity method	-	-

## 9. INVESTMENT ACCOUNTED FOR USING THE EQUITY METHOD *(continued)*

The Company holds an equity interest in SSDRLFC comprising 1,000,000 ordinary shares (25% interest) and 1 A class Preference Share. The Preference Share has the following rights:

- (a) Other than in respect of any of the matters set out in (b) below, the holder of the Preference Share has no voting rights at any meeting of Members except in respect of any resolution proposing to amend or otherwise adversely affect the rights attaching to the Preference Share.
- (b) At all times while the Company remains a public company limited by guarantee and owns the legal and beneficial interest in the Preference Share, SSDRLFC must not, without the consent of the Company as holder of the Preference Share:
- enter into a merger, joint venture, amalgamation or any similar form of arrangement with any other rugby league club;
  - make any decision to list the share capital of SSDRLFC or a derivative business of SSDRLFC on the official list of a stock exchange; or
  - change the Football Team's:
    - team colours from Cardinal Red and Myrtle Green (other than where the design incorporates colours other than Cardinal Red and Myrtle Green due to maker's marks or any minor modifications which are in line with other teams and trends);
    - name from "South Sydney District Rugby League Football Club" or "Rabbitohs";
    - rabbit logos (*other than any minor modifications which are in line with other teams and trends*);
    - home ground to a venue outside the South Sydney District (*excluding ANZ Stadium, formerly known as Telstra Stadium*); or
    - team song ("*Glory, Glory to South Sydney*").
- (c) The Preference Share entitles the holder to appoint two representatives to serve as Directors of the SSDRLFC board.
- (d) The Preference Share has no right to receive dividends.
- (e) The Preference Share is not transferable.
- (f) The Preference Share must not be purchased pursuant to a selective buy back without the written consent of the holder of the Preference Share.
- (g) No more than one Preference Share may be issued.
- (h) The Preference Share entitles the holder to priority in repayment of the amount of \$1.00 paid up on the Preference Share in priority to all other Shares in SSDRLFC in the event of winding up of SSDRLFC, and thereafter, has no further right to participate in any further assets of SSDRLFC upon its winding up.

	Year ended 31 October 2013	Year ended 31 October 2012
	\$	\$

## 10. TRADE AND OTHER PAYABLES

### Current

Income received in advance	209,682	180,186
----------------------------	---------	---------

## 11. RECONCILIATION OF CASH FLOWS FROM OPERATING ACTIVITIES

Cash flows from operating activities		
Result for the period	-	-
Operating profit before changes in working capital and provisions	-	-
Decrease/(Increase) in trade and other receivables	(29,496)	3,117
Increase/(Decrease) in trade and other payables	29,496	(3,117)
<b>Net cash from operating activities</b>	<b>-</b>	<b>-</b>

### Non-cash transaction during the year

The Company does not operate its own bank account. SSDRLFC administered all cash receipts and payments on behalf of the Company. All revenue, expenditure, assets and liabilities recognised in the statement of profit or loss and other comprehensive income and statement of financial position are recognised from non-cash transactions with SSDRLFC.

## 12. RELATED PARTIES

Amounts paid to key management personnel during the year were as follows:

	Year ended 31 October 2013	Year ended 31 October 2012
	\$	\$
Short-term and long-term employee benefits	-	-

From time to time, key management personnel may purchase goods from the Company. These purchases are on the same terms and conditions as those entered into by other employees, customers or Members and are trivial or domestic in nature.

## OTHER RELATED PARTY TRANSACTIONS

### Associates

During the year, South Sydney District Rugby League Football Club Limited ("the Football Club") provided administrative and back office support to the Company. Direct costs with respect to membership (eg. postage etc) were charged at cost. No charge was levied with respect to the value of time incurred by employees of the Football Club in providing such support, nor was there a 5% uplift to costs incurred by the Football Club in providing the administrative support as permitted under the South Sydney Rabbitohs Co-Operation and Subscription Deed.

The Football Club administered all cash receipts and payments on behalf of the Company. Accordingly no independent cash flows have been recorded by the Company for the current period.

The excess derived for the year ended 31 October 2013 of \$256,742 (2012: \$204,598) was granted to the Football Club in accordance with the terms of the restructure contained in the South Sydney Rabbitohs Co-Operation and Subscription Deed.

At the reporting date, an amount of \$209,682 (2012: \$180,186) is receivable from the Football Club with respect to 2014 subscription monies received on the Company's behalf.

### 13. FINANCIAL INSTRUMENTS

#### *Credit Risk*

The carrying amount of trade receivables represents the maximum credit exposure. The maximum exposure to credit risk at reporting date for trade receivables was \$209,682 (2012: \$180,186).

The aging of the trade receivable due from the Football Club at the reporting date was all current. No impairment loss was incurred during the year and no impairment provision was necessary at the reporting date.

#### *Fair Values*

There are no differences between the fair value and the carrying amounts of the company's financial assets (trade receivables) shown in the statement of financial position.

### 14. SUBSEQUENT EVENTS

There have been no events subsequent to balance date which would have a material effect on the Company's financial statements at 31 October 2013.

### 15. COMPANY DETAILS

The company is incorporated and domiciled in Australia as a company limited by guarantee. In accordance with the Constitution of the Company, every member of the Company undertakes to contribute an amount limited to \$4 per member in the event of the winding up of the Company during the time that he or she is a member or within one year thereafter. At 31 October 2013 there were 19,075 (2012: 16,025) members.

The registered office of the Company is Level 4 / 265 Chalmers Street, Redfern, New South Wales, 2016.

### DIRECTORS' DECLARATION

In the opinion of the directors of South Sydney Members Rugby League Football Club Limited ('the Company'):

- (a) the financial statements and notes, set out on pages 9 to 18, are in accordance with the Corporations Act 2001, including:
  - (i) giving a true and fair view of the financial position of the Company as at 31 October 2013 and of its performance, as represented by the results of its operations and its cash flows, for the period ended on that date;
  - (ii) complying with Australian Accounting Standards and the Corporations Regulations 2001; and
  
- (b) there are reasonable grounds to believe that the Company will be able to pay its debts as and when they become due and payable.

Dated at Redfern this 17th day of December 2013

Signed in accordance with a resolution of the directors:



N. Pappas  
Chairman

### INDEPENDENT AUDITOR'S REPORT TO THE MEMBERS OF SOUTH SYDNEY MEMBERS RUGBY LEAGUE FOOTBALL CLUB LIMITED

#### REPORT ON THE FINANCIAL REPORT

We have audited the accompanying financial report of South Sydney Members Rugby League Football Club Limited (the Company), which comprises the statement of financial position as at 31 October 2013, and the statement of profit or loss and other comprehensive income, statement of changes in equity and statement of cash flows for the year ended on that date, notes 1 to 15 comprising a summary of significant accounting policies and other explanatory information and the directors' declaration.

#### *Directors' responsibility for the financial report*

The directors of the Company are responsible for the preparation of the financial report that gives a true and fair view in accordance with Australian Accounting Standards and the Corporations Act 2001 and for such internal control as the directors determine is necessary to enable the preparation of the financial report that is free from material misstatement, whether due to fraud or error.

#### *Auditor's responsibility*

Our responsibility is to express an opinion on the financial report based on our audit. We conducted our audit in accordance with Australian Auditing Standards. These Auditing Standards require that we comply with relevant ethical requirements relating to audit engagements and plan and perform the audit to obtain reasonable assurance whether the financial report is free from material misstatement.

An audit involves performing procedures to obtain audit evidence about the amounts and disclosures in the financial report. The procedures selected depend on the auditor's judgement, including the assessment of the risks of material misstatement of the financial report, whether due to fraud or error. In making those risk assessments, the auditor considers internal control relevant to the entity's preparation of the financial report that gives a true and fair view in order to design audit procedures that are appropriate in the circumstances, but not for the purpose of expressing an opinion on the effectiveness of the entity's internal control. An audit also includes evaluating the appropriateness of accounting policies used and the reasonableness of accounting estimates made by the directors, as well as evaluating the overall presentation of the financial report.

We performed the procedures to assess whether in all material respects the financial report presents fairly, in accordance with the Corporations Act 2001 and Australian Accounting Standards, a true and fair view which is consistent with our understanding of the Company's financial position and of its performance.

We believe that the audit evidence we have obtained is sufficient and appropriate to provide a basis for our audit opinion.

#### *Independence*

In conducting our audit, we have complied with the independence requirements of the *Corporations Act 2001*. We confirm that the independence declaration required by the *Corporations Act 2001*, which has been given to the directors of South Sydney Members Rugby League Football Club on 17 December 2013, would be in the same terms if given to the directors as at the time of this auditor's report.

#### *Auditor's opinion*

In our opinion the financial report of South Sydney Members Rugby League Football Club Limited is in accordance with the Corporations Act 2001, including:

- (i) giving a true and fair view of the Company's financial position as at 31 October 2013 and of its performance for the year ended on that date; and
- (ii) complying with Australian Accounting Standards and the Corporations Regulations 2001.

KPMG



Cameron Roan

Partner

Sydney

17th December 2013



**MAJOR AND SENIOR**

- The Star
- De'Longhi Australia Pty Ltd
- Kenwood
- ALCATEL onetouch
- AFEX
- All Sorts Fitness & Wellbeing Centre
- Australian Technology Park
- AVS Corporate Australia Pty Ltd
- Body Science
- Coca Cola Amatil
- Colgate Palmolive
- Deppro
- ISC
- Lion
- Luxbet
- Peters of Kensington
- Suttons Motor Group
- The Daily Telegraph
- The Juniors

**CORPORATE PARTNERS**

- A & S Select Meats
- Abbey Engraving & Gifts
- Able Liquid Waste
- Alex Bowen Carpets
- AnaB Designs
- Ashby & Co Chartered Accountants
- ATCO Structures Pty Ltd
- Avonmore on the Park
- Baywash Dry Cleaning & Laundry Services
- Bigway Interiors Pty Ltd
- Brad Ryder
- C & J Auto
- Campisi Electrical Services
- Capital Training Institute
- Cartwright Insurance Brokers
- Charas Constructions

- Cheapest Load of Rubbish
- Chester Hill Dental
- Christon Prestige Development
- City Hydraulics
- Club Warehouse
- Coffee Serve
- Compare Communications
- Concrete Floor Protection
- Connor & Solomon Architects
- Coogee First National Real Estate
- Ethical Enterprises Pty Ltd
- Fibreglass & Industrial Supplies
- First Class Travel
- G & M Maxwell Electrical
- Carlo's Pies Pty Ltd
- Gavin Rowley Building Contractor
- George Psaroudis
- Global Product Supply Management
- Green Options
- Greg Johnson
- healthVue
- High Horizon
- IGA Hillston
- i-Lec Solutions Pty Ltd
- Inspirations Paint & Colour- Rockdale
- J Steel Australasia
- JEM Promotional Products
- John Byrne
- KARI Aboriginal Resources Incorporation
- KH Electrical/Air Solutions
- Kingsford Timber Mitre 10
- Kydon Segal Lawyers
- Lanier (Australia)
- Lawler Corporate Finance
- LM Hayter & Sons
- Madison Sport Pty Ltd
- Mario's Plumbing
- Mascot Charcoal Chicken
- Mr Mobile
- Newmarket Hotel

- Northwest Laser Cutting Services
- OAMM
- O'Connors Pharmacy
- Online Customs & Fowarding
- Padstow Smash
- Park & Fly
- Park Cafe on Chalmers
- Pro Sports Memorabilia
- Raine & Horne Rockdale
- Randwick City Council
- Revesby North Post Office
- Rix Refrigeration
- SAAP Auto
- SE Timber Floors & Shutters
- Sea's The Limit Aquatics
- Sir Joseph Banks Hotel
- Skin X
- Spot Productions
- STAX Retravision
- Sydney Ute Hire
- T & S Valves & Fittings
- Telfords Bus & Coach
- Telstra Store Newtown
- The Audio Group
- Tonic Connective
- Tourism Tropical North Queensland
- Travelscene Padstow
- Triple C Consulting Pty Ltd
- Tropicana Cafe
- Tyrrell's Wines
- United Electrical Supplies Pty Ltd
- Walsh's Village Pharmacy
- Waznshaz Pty Ltd
- Wilken Group
- William Buck
- Windsor Income Protection

**SOUTH SYDNEY DISTRICT RUGBY LEAGUE FOOTBALL CLUB LIMITED***The Beginning.....*

South Sydney District Rugby League Football Club was formed at a public meeting held at Redfern Town Hall on 17 January 1908.

On March 5, 1908, the NSW Rugby League issued the Club its receipt No. 2 for their £ -1 – 1 – 0 affiliation fee.

The Club's first premiership match, also the first in the NSWRL competition, was played at Birchgrove Oval on Easter Monday, 20 April 1908. Souths defeated North Sydney 11-7. Winger Tommy Anderson scored Souths first try, with others added during the historic game by forwards Dick Green and Harold Butler, who also kicked a goal.

The Club was incorporated as a company limited by guarantee at a Special General Meeting on 13 June 1982.

The rebirth of the Rabbitohs began on 7 June, 2006 through a new partnership between Russell Crowe, Peter Holmes à Court and the 8000 Members of the Club. The voting Members of the Football Club voted by a 75.8% majority to convert the Club from a company limited by guarantee to a company limited by shares at an Extraordinary General Meeting held on 19 March 2006.

**OUTSTANDING SEASONS**

- 1925:** Won the first, reserve and third grade premierships and City Cup. First grade was undefeated in its 12 matches – the first and still the only team to win every game in a season.
- 1953:** Won the first and reserve grade premierships, Club Championship and President's Cup (then the only interdistrict junior competition). Runner – up in third grade, losing 11-9, after playing extra time.
- 1968:** Won first and reserve grade premierships, Club Championships, President's Cup and Flegg Trophy. Third grade defeated 14-9 in preliminary final.
- 1969:** Minor premiers and runner's up in first grade. Minor premiers in reserve grade. Won third grade premiership, Club Championship, Pre-season Competition, President's Cup, Flegg Trophy and Ball Cup.

**TEAM ACHIEVEMENTS****PREMIERSHIPS AND COMPETITIONS****First Grade Premiers: 20**

1908, 1909, 1914, 1918, 1925, 1926, 1927, 1928, 1929, 1931, 1932, 1950, 1951, 1953, 1954, 1955, 1967, 1968, 1970, 1971

**First Grade Runners-Up: 13**

1910, 1916, 1917, 1920, 1923, 1924, 1935, 1937, 1939, 1949, 1952, 1965, 1969

**Reserve Grade Premiers: 20**

1913, 1914, 1917, 1923, 1924, 1925, 1926, 1927, 1929, 1931, 1932, 1934, 1943, 1945, 1952, 1953, 1956, 1966, 1968, 1983

**Reserve Grade Runners-Up: 7**

1918, 1920, 1930, 1954, 1963, 1964, 1967

**Third/Under23/Under21 Grade Premiers: 10**

1912, 1918, 1925, 1928, 1933, 1962, 1969, 1981, 1986, 1989

**Third/Under23/Under21/Toyota Cup Runners-Up: 15**

1913, 1926, 1934, 1935, 1936, 1942, 1952, 1953, 1954, 1956, 1961, 1966, 1970, 1987, 2010

**Third Grade South Sydney affiliated Clubs Premiers: 7**

1908 (Sydney), 1909 (S.S. Federal), 1910 (Sydney), 1913 (S.S. Federal), 1921, 1922 (Mascot), 1923 (Kensington).

**Club Champions (1930 - ): 7**

1932, 1933, 1952, 1953, 1954, 1967, 1968, 1969, 1989

**City Cup Won (1912 – 1925, first grade): 4**

1912, 1921, 1924, 1925

**City Cup Runners-Up: 2**

1914, 1917

**Sports Ground Cup won (1912-1916, reserve grade): 3**

1914, 1915, 1916 – won outright.

**League's Cup won (1917 – 1926 reserve grade): 4**

1917, 1918, 1919, 1922

**Pre-season competition won (1962 – 1981, 1990 – 1995): 5**

1966, 1969, 1972, 1978, 1994

**Mid-week Knockout Cup won (1974 – 1989): 1**

1971 as Tooth Cup

**State Championship won (1932, 1939-1945): 1**

1932

**Sevens won (1988 - 2005): 1**

1988

**JUNIORS COMPETITIONS WON****Munn Cup (1908 – 1910): 3**

1908, 1909, 1910 – won outright

**President's Cup (1910 - ): 20**

1936, 1942, 1943, 1951, 1953, 1960, 1961, 1962, 1963, 1964, 1965, 1968, 1969, 1971, 1972, 1974, 1977, 1980, 1982, 1983

**H.J. Flegg Trophy (1961 - ): 8**

1962, 1964, 1966, 1967, 1968, 1969, 1972, 1978

**S.G. Ball Cup (1965 - ): 10**

1965, 1969, 1974, 1975, 1976, 1979, 1980, 1986, 1994, 1998

**H. Matthews Cup (1970 - ): 1**

1974

**Junior Club Championship (1982 - ): 1**

1986

**Lennox Cup (1947 – 1950): 1**

1948

**SUMMARY**

**78 NSWRL** Grade competitions won

**44 NSWRL** junior competitions won

**Total: 122**

**LARGEST HOME GROUND ATTENDANCES****No specific Home Ground (1908 - 1927):**

31,500 at Sydney Cricket Ground V St George, 18 June 1927

**Sydney Sports Ground (1928 - 1947):**

31,095 v Balmain 4 June 1967

32,373 v Western Suburbs (Final) 16 September 1950, when not at home ground.

**Redfern Oval (1948 - 1987):**

23,257 v Manly-Warringah 19 July 1987

**Sydney Football Stadium (1988 - 2005):**

35,316 v Sydney Roosters 15 March 2002 (competition round)

40,000 v Balmain 10 September 1989 (Preliminary Final)

36,804 vs St George Illawarra 16 February 2002 (Charity Shield)

**ANZ Stadium (2006 - current):**

59,708 v Roosters 6 September 2013 (competition round)

70,354 v Bulldogs 22 September 2012 (Preliminary Final)

24,566 v St George Illawarra Dragons 18 February 2006 (Charity Shield)

**LARGEST ATTENDANCE AT ANY GROUND**

Sydney Cricket Ground (1911 – 1987); 78,056 v St George, Grand Final, 18 September 1965

**HIGHEST SCORE AND BIGGEST WINNING MARGIN IN PREMIERSHIP GAME**

67 – 0 Western Suburbs, Sydney Showground, 23 July 1910

**INDIVIDUAL ACHIEVEMENTS**

**MOST GAMES IN FIRST GRADE:** 211 Bob McCarthy 1963 – 1975, 1978

**MOST GAMES IN ALL GRADES:** 297 Craig Coleman 1980 – 1992

**FIRST GRADE SCORING FEATS**

**MOST POINTS IN CAREER:** 1841 Eric Simms 1965 – 1975 (23 tries, 803 goals, 86 field goals)

**MOST POINTS IN A SEASON:** 265 Eric Simms 1969 (1 try, 112 goals, 19 field goals)

**MOST POINTS IN A GAME:** 29 Johnny Graves v Eastern Suburbs, Sydney Sports Ground, 7th June 1952 (3 tries, 10 goals).

**MOST TRIES IN CAREER:** 144 Nathan Merritt 2002-current; 144 Benny Wearing 1921-1933

**MOST TRIES IN A SEASON:** 29 Les Brennan 1954

**MOST TRIES IN A GAME:** 5 Harold Horder Vs North Sydney 4 June 1917 and 14 July 1917; Alan Quinlivan v University 11 July 1936; Don Manson V University 17 April 1937; John Graves v Eastern Suburbs 16 July 1949; Ian Moir v Parramatta 1 June 1957; Eric Sladden v Parramatta 10 August 1957; Nathan Merritt v Parramatta 8 August 2011

**MOST GOALS IN CAREER:** 890 Eric Simms 1965-1975

**23**

**MOST GOALS IN SEASON:** 131 Eric Simms 1969

**MOST GOALS IN A GAME:** 11 Eric Simms v Cronulla 11 April 1969 and v Penrith 27 July 1969

**MOST TRIES IN CAREER BY A FORWARD:** 100 Bob McCarthy 1963-1975, 1978

**MOST TRIES IN SEASON BY A FORWARD:** 17 Bob McCarthy 1971

**MOST TRIES IN A GAME BY A FORWARD:** 4 Ernie Lapham v Glebe 13 June 1925; v Balmain 21 May 1927, North Sydney 28 May 1927; Les Cowie v Balmain 1 September 1956

**AUSTRALIAN CAPTAINS IN TESTS/WORLD SERIES:** 5 Arthur Hennessy, Clive Churchill, John Sattler, Bob McCarthy, Ron Coote

**OTHER NATIONS CAPTAINS IN TESTS/WORLD CUPS:** 2 Roy Asotasi (New Zealand, Samoa), Nigel Vagana (Samoa)

**PLAYED FOR AUSTRALIA WHILE WITH SOUTH SYDNEY - 64**

Tommy Anderson, Jim Armstrong, Alf Blair, Cecil Blinkhorn, Ray Branighan, Tim Brasher, Arthur Butler, Bill Cann, Mark Carroll, Clive Churchill, Michael Cleary, Ron Coote, Les Cowie, Frank Curran, Steve Darmody, Les Davidson, Jim Davis, Denis Donoghue, Terry Fahey, Harry Finch, Bryan Fletcher, Herb Gilbert, Bob Grant, John Graves, Howard Hallett, Ernie Hammerton, Greg Hawick, Arthur Hennessy, Bob Honan, Harold Horder, Greg Inglis, Brian James, Harry Kadwell, Clem Kennedy, John Kerwick, Jack Levison, Eric Lewis, Jim Lisle, Bob McCarthy, Eddie McGrath, Paddy Maher, Ian Moir, Ray Norman, Alf O'Connor, Frank O'Connor, John O'Neill, Arthur Oxford, George Piggins, Denis Pittard, Bernie Purcell, Jack Rayner, Eddie Root, John Rosewell, Paul Sait, John Sattler, Eric Simms, Bill Spence, Gary Stevens, David Taylor, George Treweek, Elwyn Walters, Benny Wearing, Jack Why, Perce Williams

**PLAYED FOR AUSTRALIA BEFORE OR AFTER PLAYED WITH SOUTH SYDNEY – 37**

Braith Anasta, Royce Ayliffe, Peter Burge, Hugh Byrne, Darrell Chapman, Michael Crocker, Ron Crowe, Col Donohoe, Jim Dymock, Percy Fairall, Bob Gehrke, Brian Hambly, Shannon Hegarty, Terry Hill, Ray Hines, Johnny Hutchinson, Matt King, Adam MacDougall, Ian Mackay, Mark McGaw, Keith Middleton, Jim Morgan, Webby Neill, Rex Norman, Claude O'Donnell, Bryan Orrock, Bill Owen, David Peachey, Russell Richardson, Ian Roberts, Craig Salvatori, Jim Serdaris, Billy Thompson, Peter Tunks, Harry Wells, Graham Wilson, Craig Wing

**PLAYED FOR SOUTH SYDNEY AND OTHER COUNTRIES – 46**

\* Indicates while with Souths

Fred Anderson (South Africa as guest), \*Roy Asotasi (New Zealand, Samoa), Bobby Banham (New Zealand), \*George Burgess (England), \*Sam Burgess (England), \*Thomas Burgess (England), John Burke (Britain), \*Angelo Dymock (Tonga), \*David Fa'alogo (New Zealand, Samoa), \*Joe Falemaka (Tonga), Joe Galuvao (New Zealand), Henderson Gill (Britain), \*Tere Glassie (Cook Islands), Bryson Goodwin (New Zealand), \*Terry Hermansson (New Zealand), Phil Howlett (Tonga), Lee Jackson (Britain), \*David Kidwell (New Zealand), \*Apisai Koroisau (Fiji), \*Jeff Lima (Samoa), Filimone Lolohea (Tonga), Bernie Lowther (New Zealand), \*Issac Luke (New Zealand) Willie Manu (Tonga), \*Manase Manukafoa (Tonga), Darren Maroon (Lebanon), Martin Masella (Tonga), Mark Minichiello (Italy), Fuifui Moimoi (New Zealand, Tonga), \*Gene Ngamu (New Zealand), \*Eddie Paea (Tonga), Eddy Pettybourne (USA), Gary Price (Britain), Frank Puletua (Samoa), Ian Rubin (Russia), Sean Skelton (South Africa), \*Alan Skene (South Africa), Craig Smith (New Zealand), \*Jeremy Smith (New Zealand), \*Tyran Smith (New Zealand), James Storer (Fiji), \*Fetuli Talanoa (Tonga), Ben Te'o (Samoa), Nigel Vagana (New Zealand), \*Nigel Vagana (Samoa), \*Jason Williams (New Zealand)

**SOUTH SYDNEY JUNIOR PLAYERS WHO BECAME INTERNATIONALS – 56**

Braith Anasta, Bob Banham, Alf Blair, Ray Branighan, Gordon Clifford, Ron Coote, Les Cowie, Steve Darmody, Denis Donoghue, Col Donohoe, Angelo Dymock, Jim Dymock, Harry Finch, Bryan Fletcher, Tere Glassie, Brian Hambly, Ernie Hammerton, Greg Hawick, Terry Hill, Keith Holman, Harold Horder, Harry Kadwell, Clem Kennedy, John Kerwick, Eric Lewis, Reni Maitua, Martin Masella, Bob McCarthy, Brian Moore, Brett Mullins, Wally O'Connell, Alf O'Connor, Frank O'Connor, Bryan Orrock, Arthur Oxford, John Peard, George Piggins, Bernie Purcell, Ian Roberts, Eddie Root, Paul Sait, Craig Salvatori, Jim Serdaris, Eric Simms, Tyran Smith, Bill Spence, Gary Stevens, Brad Takairangi, Billy Thompson, George Treweek, Jack Troy, Benny Wearing, Jack Why, Perce Williams, Graham Wilson, Craig Wing.

**NEW SOUTH WALES STATE OF ORIGIN WHILE WITH SOUTH SYDNEY (1980-CURRENT) - 15**

Phil Blake, David Boyle, Tim Brasher, Mark Carroll, Les Davidson, Mario Fenech, Bryan Fletcher, Gary Hambly, Graham Lyons, Tony Melrose, Nathan Merritt, Ziggy Niszczot, Tony Rampling, Peter Tunks, Craig Wing.

**QUEENSLAND STATE OF ORIGIN WHILE WITH SOUTH SYDNEY (1980-CURRENT) - 7**

Mitch Brennan, Michael Crocker, Ashley Harrison, Greg Inglis, Chris McQueen, David Taylor, Ben Te'o.

**STATE OF ORIGIN BEFORE OR AFTER SOUTH SYDNEY (1980-CURRENT) - 21**

Braith Anasta (NSW), Royce Ayliffe (NSW), Jim Dymock (NSW), Terry Fahey (NSW), Marty Gurr (NSW), David Hall (NSW), Shannon Hegarty (QLD), Terry Hill (NSW), Lindsay Johnston (NSW), Matt King (NSW), Adam MacDougall (NSW), Mark McGaw (NSW), Adam Muir (NSW), David Peachey (NSW), Ian Roberts (NSW), Ben Ross (QLD), Craig Salvatori (NSW), Jim Serdaris (NSW), Craig Smith (QLD), Chris Walker (QLD), Rhys Wesser (QLD).

**YOUNGEST PLAYER IN FIRST GRADE STARTING TEAM:** Les Bell, 15 May 1943 v North Sydney, 17 years 4 months.

**YOUNGEST PLAYER IN FIRST GRADE AT ANY STAGE:** Paul Mellor, replacement, 30 June 1991 v Gold Coast, 16 years 10 months.

**24**

AWARD WINNERS

**E.E. CHRISTENSEN PLAYER OF THE YEAR (1946 – 1977):** Clive Churchill, 1949, 1950, 1952; Jack Rayner 1953; Ron Cooté 1968, 1969

**COACH OF THE YEAR (1971 - )::** George Piggins 1986, 1989

**CLAUDE CORBETT MEMORIAL TROPHY (1946 - )::** Clive Churchill 1950, 1954

**DALLY M PLAYER OF THE YEAR (1980 - )::** Robert Laurie 1980

**RUGBY LEAGUE WEEK PLAYER OF THE YEAR (1970 - )::** Bob Grant 1971

**ROTHMAN'S MEDAL (1968 - 1996):** Denis Pittard 1969, 1971

**SYDNEY MORNING HERALD BEST & FAIREST:** Clive Churchill 1952; Fred Nelson 1959; Richie Powell 1964; Denis Pittard 1971, 1973

**HARRY SUNDERLAND MEDAL (1964 - )::** Ron Cooté 1970

**TELEGRAPH-TCN9 PLAYER OF THE YEAR (1946 – 1967):** Ron Cooté 1967

**KEN STEPHEN CITIZENSHIP AWARD (1988 - )::** Michael Andrews 1993

**GEORGE PIGGINS MEDAL (2003 - )::** Bryan Fletcher 2003, Ashley Harrison 2004, Peter Cusack 2005, David Fa'alogo 2006, Roy Asotasi 2007, Luke Stuart 2008, John Sutton 2009, Issac Luke 2010, Nathan Merritt 2011, John Sutton 2012, Greg Inglis/John Sutton 2013.



2013 MAJOR PARTNERS



2013 PREMIUM PARTNERS





RABBITOHS

ANZ Stadium



SAMSUNG

TOWN DUTY FREE

DeLonghi

DeLonghi



## NRL RESULTS - PREMIERSHIP MATCHES 2013

Round	Date	Opposition	Venue	Home/Away	For	Against	Win/Loss	Tries	Goals	Field Goals
1	Thu 7 March 2013	Sydney Roosters	Allianz Stadium	Away	28	10	Win	Nathan Merritt 3 George Burgess Chris McQueen	Adam Reynolds 4	
2	Mon 18 March 2013	Cronulla-Sutherland Sharks	ANZ Stadium	Home	14	12	Win	Andrew Everingham Dylan Farrell	Adam Reynolds 3	
3	Sun 24 March 2013	Penrith Panthers	Centrebet Stadium	Away	44	32	Win	Nathan Merritt 3 Andrew Everingham Bryson Goodwin Greg Inglis John Sutton Ben Te'o	Adam Reynolds 6	
4	Fri 29 March 2013	Canterbury-Bankstown Bulldogs	ANZ Stadium	Away	17	12	Win	George Burgess Bryson Goodwin Nathan Merritt	Adam Reynolds 2	Adam Reynolds
5	Sun 7 April 2013	Warriors	Mt Smart Stadium	Away	24	22	Win	George Burgess Bryson Goodwin Greg Inglis Nathan Merritt	Adam Reynolds 4	
6	Sat 13 April 2013	Melbourne Storm	ANZ Stadium	Home	10	17	Loss	Andrew Everingham Greg Inglis	Adam Reynolds	
7	Fri 26 April 2013	Manly-Warringah Sea Eagles	Brookvale Oval	Away	20	12	Win	Beau Champion Greg Inglis John Sutton	Adam Reynolds 4	
8	Fri 3 May 2013	Brisbane Broncos	Suncorp Stadium	Away	26	12	Win	Jason Clark Greg Inglis Nathan Merritt John Sutton	Adam Reynolds 5	
9	Fri 10 May 2013	North Queensland Cowboys	ANZ Stadium	Home	28	10	Win	Greg Inglis 2 Sam Burgess Bryson Goodwin Nathan Merritt	Adam Reynolds 4	
10	Fri 17 May 2013	Wests Tigers	ANZ Stadium	Home	54	10	Win	Greg Inglis 4 George Burgess Sam Burgess Beau Champion Nathan Merritt Adam Reynolds Dylan Walker	Adam Reynolds 7	
11	Mon 27 May 2013	Cronulla-Sutherland Sharks	Sharks Stadium	Away	12	14	Loss	Sam Burgess Bryson Goodwin	Adam Reynolds 2	
12	Sat 1 June 2013	Newcastle Knights	ANZ Stadium	Home	25	18	Win	George Burgess Beau Champion John Sutton Dylan Walker	Adam Reynolds 4	Adam Reynolds
13	BYE									
14	Sun 16 June 2013	Gold Coast Titans	Barlow Park, Cairns	Home	30	24	Win	Roy Asotasi Greg Inglis Issac Luke Ben Te'o Dylan Walker	Adam Reynolds 5	
15	Sun 23 June 2013	Parramatta Eels	ANZ Stadium	Away	30	10	Win	Dylan Farrell Justin Hunt Adam Reynolds John Sutton Dylan Walker	Adam Reynolds 5	

Round	Date	Opposition	Venue	Home/Away	For	Against	Win/Loss	Tries	Goals	Field Goals
16	Fri 28 June 2013	Canberra Raiders	ANZ Stadium	Home	32	2	Win	Sam Burgess Bryson Goodwin Justin Hunt Issac Luke Nathan Merritt Dylan Walker	Adam Reynolds 3 Bryson Goodwin	
17	Sun 7 July 2013	Warriors	nib Stadium, Perth	Home	30	13	Win	Bryson Goodwin 2 Andrew Everingham Chris McQueen John Sutton	Adam Reynolds 5	
18	BYE									
19	Mon 22 July 2013	St George Illawarra Dragons	ANZ Stadium	Home	18	22	Loss	Sam Burgess Adam Reynolds Dylan Walker	Adam Reynolds 3	
20	Sat 27 July 2013	Gold Coast Titans	Skilled Park	Away	32	4	Win	Sam Burgess 2 Luke Keary 2 George Burgess	Adam Reynolds 5 Dylan Walker	
21	Sat 3 August 2013	North Queensland Cowboys	1300 SMILES Stadium	Away	12	30	Loss	George Burgess Bryson Goodwin	Adam Reynolds 2	
22	Fri 9 August 2013	Melbourne Storm	AAMI Park	Away	8	26	Loss	Ben Te'o	Adam Reynolds 2	
23	Fri 16 August 2013	Manly-Warringah Sea Eagles	Bluetongue Stadium, Gosford	Home	22	10	Win	Dylan Farrell Greg Inglis Chris McQueen Nathan Merritt	Adam Reynolds 3	Adam Reynolds
24	Fri 23 August 2013	Canterbury-Bankstown Bulldogs	ANZ Stadium	Home	28	20	Win	Dylan Farrell Bryson Goodwin Issac Luke Dylan Walker	Adam Reynolds 6	
25	Fri 30 August 2013	Wests Tigers	Allianz Stadium	Away	32	18	Win	Luke Burgess Sam Burgess Dylan Farrell Nathan Merritt Adam Reynolds	Adam Reynolds 6	
26	Fri 6 September 2013	Sydney Roosters	ANZ Stadium	Home	12	24	Win	Jason Clark Greg Inglis	Adam Reynolds 2	
Qualifying Final	Fri 13 September 2013	Melbourne Storm	ANZ Stadium	Home	20	10	Win	Dylan Farrell Jeff Lima Issac Luke	Adam Reynolds 4	
Preliminary Final	Fri 27 September 2013	Manly-Warringah Sea Eagles	ANZ Stadium	Home	20	30	Loss	Nathan Merritt John Sutton Dylan Walker	Adam Reynolds 3 Issac Luke	

## 2013 CLUB AWARDS

George Piggins Medal NRL Best and Fairest	–	Greg Inglis and John Sutton
Jack Rayner Players' Player award	–	Sam Burgess
Bob McCarthy Clubman of the Year award	–	Matt King
John Sattler Rookie of the Year award	–	Dylan Walker
Roy Asotasi Members' Choice award	–	Issac Luke
The Burrow Player of the Year award	–	Issac Luke
NYC Best and Fairest award	–	Cameron McInnes
NYC Players' Player award	–	Cameron McInnes
Best Try of the Year award	–	Dylan Walker (try against the Gold Coast Titans in Cairns in round 14)
Best Hit of the Year award	–	George Burgess (enveloping tackle on Nathan Friend against the Warriors in Perth in round 17)

## 2013 NRL PLAYER STATISTICS

SURNAME	FIRST NAME	TOTAL GAMES	TRIES	GOALS	FIELD GOALS	TOTAL POINTS
ASOTASI	Roy	25	1	0	0	4
BURGESS	George	24	7	0	0	28
BURGESS	Luke	5	1	0	0	4
BURGESS	Sam	22	8	0	0	32
BURGESS	Tom	9	0	0	0	0
CHAMPION	Beau	8	3	0	0	12
CLARK	Jason	11	2	0	0	8
CROCKER	Michael	3	0	0	0	0
EVERINGHAM	Andrew	15	4	0	0	16
FARRELL	Dylan	15	6	0	0	24
GOODWIN	Bryson	25	10	1	0	42
HUNT	Justin	3	2	0	0	8
INGLIS	Greg	20	14	0	0	56
KEARY	Luke	10	2	0	0	8
KING	Matt	3	0	0	0	0
LIMA	Jeff	20	1	0	0	4
LOWE	Ben	20	0	0	0	0
LUKE	Issac	26	4	1	0	18
McQUEEN	Chris	23	3	0	0	12
MERRITT	Nathan	25	15	0	0	60
PEATS	Nathan	16	0	0	0	0
REYNOLDS	Adam	26	4	100	2	218
STARLING	Josh	4	0	0	0	0
SUTTON	John	25	7	0	0	28
TE'O	Ben	24	3	0	0	12
TYRRELL	David	18	0	0	0	0
WALKER	Dylan	16	8	1	0	34
<b>TOTAL</b>		<b>441</b>	<b>105</b>	<b>103</b>	<b>2</b>	<b>628</b>

## 2013 NRL LADDER

CLUB	PLAYED	WON	DRAWN	LOST	BYE	FOR	AGAINST	DIFFERENCE	POINTS %	POINTS
1 Sydney Roosters	24	18	0	6	2	640	325	315	196.92%	40
2 South Sydney Rabbitohs	24	18	0	6	2	588	384	204	153.13%	40
3 Melbourne Storm	24	16	1	7	2	589	373	216	157.91%	37
4 Manly-Warringah Sea Eagles	24	15	1	8	2	588	366	222	160.66%	35
5 Cronulla-Sutherland Sharks	24	14	0	10	2	468	460	8	101.74%	32
6 Canterbury-Bankstown Bulldogs	24	13	0	11	2	529	463	66	114.25%	30
7 Newcastle Knights	24	12	1	11	2	528	422	106	125.12%	29
8 North Queensland Cowboys	24	12	0	12	2	507	431	76	117.63%	28
9 Gold Coast Titans	24	11	0	13	2	500	518	-18	96.53%	26
10 Penrith Panthers	24	11	0	13	2	495	532	-37	93.05%	26
11 Warriors	24	11	0	13	2	495	554	-59	89.35%	26
12 Brisbane Broncos	24	10	1	13	2	434	477	-43	90.99%	25
13 Canberra Raiders	24	10	0	14	2	434	624	-190	69.55%	24
14 St George Illawarra Dragons	24	7	0	17	2	379	530	-151	71.51%	18
15 Wests Tigers	24	7	0	17	2	386	687	-301	56.19%	18
16 Parramatta Eels	24	5	0	19	2	326	740	-414	44.05%	14

## NSW CUP RESULTS - NORTH SYDNEY BEARS - PREMIERSHIP MATCHES 2013

Round	Date	Opposition	Venue	Home/Away	For	Against	Win/Loss	Tries	Goals	Field Goals
1	Sat 9 March 2013	Canterbury-Bankstown Bulldogs	Belmore Sports Ground	Away	38	16	Win	Chris Centrone 2 Luke Keary 2 Greg Waddell Josh Starling Justin Hunt	Apisai Koroisau 5	
2	Sat 16 March 2013	Cronulla-Sutherland Sharks	Sharks Stadium	Away	8	16	Loss	Mitch Buckett Kieran Vale		
3	Sat 23 March 2013	Newtown Jets	Henson Park	Away	24	12	Win	Chris Centrone Darren Nicholls Greg Waddell Justin Hunt	Justin Hunt 3 Apisai Koroisau	
4	Sat 30 March 2013	Illawarra Cutters	WIN Stadium	Away	42	12	Win	Mitch Buckett 2 Justin Hunt Shaune Corrigan Chris Centrone Jesse Roberts Dylan Walker	Dylan Walker 7	
5	Sun 7 April 2013	Auckland Vulcans	Mt Smart Stadium	Away	22	10	Win	Dylan Walker 2 Justin Hunt Shaune Corrigan	Dylan Walker 3	
6a	Sun 14 April	Wyong Roos	North Sydney Oval	Home	28	12	Win	Dylan Farrell Shaune Corrigan Mitch Buckett Justin Hunt Luke Keary	Dylan Farrell 4	
6b	Sat 20 April 2013	Mounties	Centretbet Stadium	Away	12	10	Win	Darren Nicholls Aaron Gray Bennett Leslie		
7	Sun 28 April 2013	Wentworthville Magpies	North Sydney Oval	Home	46	18	Win	Dylan Walker Shaune Corrigan Darren Nicholls Justin Hunt Luke Keary Thomas Burgess Kyle Turner Joey Matapuku	Dylan Walker 7	
8	Sun 5 May 2013	Wests Tigers	North Sydney Oval	Home	12	16	Loss	Jesse Roberts 2 Brad Lupi	Dylan Walker 2	
9	Sun 12 May 2013	Manly-Warringah Sea Eagles	North Sydney Oval	Home	54	6	Win	Mitch Buckett 3 Justin Hunt Shaune Corrigan Dylan Walker Dylan Farrell Luke Keary Matt Hyland Joey Matapuku	Dylan Walker 7	
10	BYE									
11	Sat 25 May 2013	Newtown Jets	North Sydney Oval	Home	24	38	Loss	Mitch Buckett 2 Chris Centrone Shaune Corrigan Justin Hunt	Dylan Farrell 2	
12	Sat 1 June 2013	Cronulla-Sutherland Sharks	ANZ Stadium	Home	16	26	Loss	Kieran Vale Dylan Farrell Thomas Burgess	Dylan Farrell 2	
13	Sat 8 June 2013	Canterbury-Bankstown Bulldogs	Sharks Stadium	Away	42	20	Win	Curtis Johnston 4 Justin Hunt Shaune Corrigan Bennett Leslie Darren Nichols	Justin Hunt 5	
14	Sun 16 June 2013	Newcastle Knights	Newcastle No.2 Sportsground	Away	10	20	Loss	Shaune Corrigan Daniel Fepuleai	Dylan Farrell	

Round	Date	Opposition	Venue	Home/Away	For	Against	Win/Loss	Tries	Goals	Field Goals
15	Wed 3 July 2013	Windsor Wolves	Centrebet Stadium	Away	24	28	Loss	Apisai Koroisau Kyle Turner Curtis Johnston Bennett Leslie	Apisai Koroisau 4	
16	Mon 15 July 2013	Illawarra Cutters	North Sydney Oval	Home	42	14	Win	Luke Keary 2 Justin Hunt 2 Thomas Burgess Dylan Farrell Nathan Peats	Dylan Farrell 4 Apisai Koroisau 3	
17	Sun 7 July 2013	Wyong Roos	Morrie Breen Oval	Away	26	14	Win	Mitch Buckett Matt King Chris Centrone Bennett Leslie Apisai Koroisau	Apisai Koroisau Mitch Buckett Dylan Farrell	
18	No game scheduled									
19	BYE									
20	Sun 28 July 2013	Wentworthville Magpies	Ringrose Park	Away	64	24	Win	Curtis Johnston 2 Chris Centrone 2 Matt Hyland 2 Jason Clark Luke Burgess Greg Nicholls Andrew Everingham Jesse Roberts	Apisai Koroisau 10	
21	Sat 3 August 2013	Mounties	North Sydney Oval	Home	30	26	Win	Darren Nicholls 2 Joey Matapuku Luke Burgess Mitch Buckett	Apisai Koroisau 5	
22	Sun 11 August 2013	Newcastle Knights	North Sydney Oval	Home	23	10	Win	Mitch Buckett 2	Apisai Koroisau 3	Darren Nicholls
23	Sat 17 August 2013	Windsor Wolves	Windsor Sports Complex	Away	28	48	Loss	Mitch Buckett 2 Justin Hunt Shaune Corrigan Apisai Koroisau	Apisai Koroisau 4	
24	Sat 24 August 2013	Wests Tigers	Campbelltown Sports Stadium	Away	32	16	Win	Mitch Buckett Kyle Turner Apisai Koroisau Darren Nicholls Shaune Corrigan Justin Hunt	Apisai Koroisau 4	
25	Sat 31 August 2013	Manly-Warringah Sea Eagles	Brookvale Oval	Away	60	6	Win	Justin Hunt 2 Matt King 2 Darren Nicholls 2 Curtis Johnston Shaune Corrigan Kyle Turner Josh Starling	Apisai Koroisau 10	
26	Sat 7 September 2013	Auckland Vulcans	North Sydney Oval	Home	48	6	Win	Andrew Everingham 2 Apisai Koroisau Nathan Peats Matt King Ben Lowe Darren Nicholls Curtis Johnston Daniel Fepuleai	Apisai Koroisau 6	
Qualifying Final	Sun 15 September 2013	Newcastle Knights	Leichhardt Oval	Home	32	28	Win	Justin Hunt 2 Andrew Everingham Darren Nicholls Matt King	Justin Hunt 3 Apisai Koroisau 3	
Preliminary Final	Sun 29 September 2013	Cronulla-Sutherland Sharks	Leichhardt Oval	Away	6	38	Loss	Darren Nicholls	Apisai Koroisau	

2013 NSW CUP LADDER

CLUB	PLAYED	WON	DRAWN	LOST	BYE	FOR	AGAINST	DIFFERENCE	POINTS %	POINTS
1 Cronulla-Sutherland Sharks	24	19	1	4	2	695	332	363	209.34%	43
2 Newcastle Knights	24	18	0	6	2	672	511	161	131.51%	40
3 North Sydney Bears	24	17	0	7	2	755	424	331	178.07%	38
4 Windsor Wolves	24	14	1	9	2	758	601	157	126.12%	33
5 Newtown Jets	24	14	0	10	2	692	568	124	121.83%	32
6 Auckland Vulcans	24	12	1	11	2	590	569	21	103.69%	29
7 Wests Tigers	24	11	0	13	2	611	627	-16	97.45%	26
8 Wentworthville Magpies	24	11	0	13	2	657	729	-72	90.12%	26
9 Illawarra Cutters	24	10	1	13	2	560	654	-94	85.63%	25
10 Mounties	24	10	0	14	2	541	618	-77	87.54%	24
11 Manly-Warringah Sea Eagles	24	7	0	17	2	372	794	-422	46.85%	18
12 Canterbury-Bankstown Bulldogs	24	6	0	18	2	514	676	-162	76.04%	16
13 Wyong Roos	24	5	0	19	2	466	778	-312	59.90%	14

PHOTO COURTESY:  
Steve Little North Sydney Bears



## 2013 HOLDEN CUP RESULTS

Round	Date	Opposition	Venue	Home/ Away	For	Against	Win/ Loss	Tries	Goals	Field Goals
1	Thu 7 March 2013	Sydney Roosters	Allianz Stadium	Away	24	26	Loss	Dylan Walker 2 Brad Croad Tyrone Phillips	Dylan Walker 4	
2	Mon 18 March 2013	Cronulla-Sutherland Sharks	ANZ Stadium	Home	32	18	Win	Aaron Gray 2 Nick Hedley Tyrone Phillips Siosaia Tanginoa Dylan Walker	Dylan Walker 4	
3	Sun 24 March 2013	Penrith Panthers	Centrebet Stadium	Away	14	32	Loss	Brad Croad Aaron Gray	Dylan Walker 3	
4	Fri 29 March 2013	Canterbury-Bankstown Bulldogs	ANZ Stadium	Away	32	36	Loss	Jackson Garlick Aaron Gray Christian Hazard Nick Hedley Brad Croad Siosaia Tanginoa	Will Paterson 4	
5	Sun 7 April 2013	Warriors	Mt Smart Stadium	Away	16	46	Loss	Aaron Gray Siosaia Tanginoa Jake Watts	Will Paterson	
6	Sat 13 April 2013	Melbourne Storm	ANZ Stadium	Home	22	28	Loss	Christian Hazard Siosaia Tanginoa Will Paterson Dylan Walker	Dylan Walker 3	
7	Fri 26 April 2013	Manly-Warringah Sea Eagles	Brookvale Oval	Away	16	12	Win	Jordan Heyer Cameron McInnes Will Paterson	Will Paterson 2	
8	Fri 3 May 2013	Brisbane Broncos	Suncorp Stadium	Away	20	22	Loss	Christian Hazard 2 Alex Johnston Tyrone Phillips	Will Paterson 2	
9	Fri 10 May 2013	North Queensland Cowboys	ANZ Stadium	Home	20	20	Draw	Cameron McInnes Will Paterson Tyrone Phillips Tulsa Saumamao	Will Paterson 2	
10	Fri 17 May 2013	Wests Tigers	ANZ Stadium	Home	26	24	Win	Aaron Gray 2 Christian Hazard 2 Cameron McInnes	Will Paterson 3	
11	Mon 27 May 2013	Cronulla-Sutherland Sharks	Sharks Stadium	Away	34	10	Win	Cameron McInnes 2 Jake Watts 2 Brad Croad Aaron Gray	Will Paterson 5	
12	Sat 1 June 2013	Newcastle Knights	ANZ Stadium	Home	22	30	Loss	Aaron Gray Christian Hazard Jake Watts Cameron McInnes Tyrone Phillips	Will Paterson	
13	BYE									
14	Sat 15 June 2013	Gold Coast Titans	Suttons South Sydney High Performance Centre at Redfern Oval	Home	40	26	Win	Jack Gosiewski Christian Hazard Alex Johnston Wesam Mourad Cameron McInnes Daniel Smith Tyrone Phillips	Cameron McInnes 6	
15	Sun 23 June 2013	Parramatta Eels	ANZ Stadium	Away	12	18	Loss	Jack Gosiewski Jordan Heyer	Cameron McInnes 2	
16	Sat 29 June 2013	Canberra Raiders	Mounties Sporting Complex	Home	22	12	Win	Tyrone Phillips 2 Alex Johnston Siosaia Tanginoa	Cameron McInnes 3	

Round	Date	Opposition	Venue	Home/ Away	For	Against	Win/ Loss	Tries	Goals	Field Goals
17	Sat 6 July 2013	Warriors	Suttons South Sydney High Performance Centre at Redfern Oval	Home	40	38	Win	Cameron McInnes 2 Brad Croad Ofa Felila Aaron Gray Alex Johnston Tyrone Phillips Jake Watts	Cameron McInnes 4	
18	BYE									
19	Mon 22 July 2013	St George Illawarra Dragons	ANZ Stadium	Home	28	16	Win	Brad Croad Christian Hazard Alex Johnston Cameron McInnes Siosaia Tanginoa	Aaron Gray 4	
20	Sat 27 July 2013	Gold Coast Titans	Skilled Park	Away	44	26	Win	Christian Hazard 2 Tyrone Phillips 2 Brad Croad Alex Johnston Tulsa Saumamao Daniel Smith	Aaron Gray 6	
21	Sat 3 August 2013	North Queensland Cowboys	1300 SMILES Stadium	Away	16	34	Loss	Aaron Gray Christian Hazard Alex Johnston	Aaron Gray 2	
22	Fri 9 August 2013	Melbourne Storm	AAMI Park	Away	29	28	Win	Siosaia Tanginoa 2 Jaiden Hawkes Curtis Johnston Tyrone Phillips	Aaron Gray 4	Christian Hazard
23	Fri 16 August 2013	Manly-Warringah Sea Eagles	Bluetongue Stadium, Gosford	Home	38	18	Win	Aaron Gray 2 Brad Croad Jeremy Fuller Tulsa Saumamao Daniel Smith Siosaia Tanginoa	Aaron Gray 5	
24	Fri 23 August 2013	Canterbury-Bankstown Bulldogs	ANZ Stadium	Home	26	48	Loss	Christian Hazard Cameron McInnes Will Paterson Tyrone Phillips Daniel Smith	Aaron Gray 3	
25	Fri 30 August 2013	Wests Tigers	Allianz Stadium	Away	16	12	Win	Ofa Felila Alex Johnston Cameron McInnes	Aaron Gray 2	
26	Fri 6 September 2013	Sydney Roosters	ANZ Stadium	Home	20	28	Loss	Jaiden Hawkes Christian Hazard Duncan Low Siosaia Tanginoa	Aaron Gray 2	
Qualifying Final	Fri 13 September 2013	Warriors	ANZ Stadium	Away	18	20	Loss	Ofa Felila Aaron Gray Christian Hazard Siosaia Tanginoa	Aaron Gray	

## 2013 HOLDEN CUP PLAYER STATISTICS

SURNAME	FIRST NAME	TOTAL GAMES	TRIES	GOALS	FIELD GOALS	TOTAL POINTS
CROAD	Brad	24	8	0	0	32
FELILA	Ofa	8	3	0	0	12
FULLER	Jeremy	21	1	0	0	4
GARLICK	Jackson	9	1	0	0	4
GOSIEWSKI	Jack	15	2	0	0	8
GRAY	Aaron	22	14	29	0	114
HAWKES	Jaiden	20	2	0	0	8
HAZARD	Christian	22	15	0	1	61
HEDLEY	Nick	22	2	0	0	8
HEYER	Jordan	11	2	0	0	8
JOHNSTON	Alex	18	9	0	0	36
KAVANAGH	Lincoln	6	0	0	0	0
LOW	Duncan	11	1	0	0	4
MATAKAIONGO	Sam	2	0	0	0	0
MOURAD	Wesam	15	1	0	0	4
McINNES	Cameron	25	12	15	0	78
NAKHOUL	Joseph	13	0	0	0	0
PATERSON	Will	16	4	20	0	56
PHILLIPS	Tyrone	24	13	0	0	52
POLLARD	Luke	19	0	0	0	0
SAENA	Karl	2	0	0	0	0
SAUMAMAO	Tulsa	18	3	0	0	12
SMITH	Daniel	24	4	0	0	16
TANGINOA	Siosaia	20	11	0	0	44
WALKER	Dylan	4	4	14	0	44
WALL	Brad	3	0	0	0	0
WATTS	Jake	15	5	0	0	20
WHITELAW	Cheyne	7	0	0	0	0
WOULF	Arnold	7	0	0	0	0
<b>TOTAL</b>		<b>423</b>	<b>117</b>	<b>78</b>	<b>1</b>	<b>625</b>

## 2013 HOLDEN CUP LADDER

CLUB	PLAYED	WON	DRAWN	LOST	BYE	FOR	AGAINST	DIFFERENCE	POINTS %	POINTS
1 Canberra Raiders	24	19	1	4	2	765	614	151	124.59%	43
2 Penrith Panthers	24	17	0	7	2	689	460	229	149.78%	38
3 Sydney Roosters	24	17	0	7	2	711	554	157	128.34%	38
4 Canterbury-Bankstown Bulldogs	24	16	1	7	2	846	626	220	135.14%	37
5 Wests Tigers	24	14	0	10	2	687	564	123	121.81%	32
6 Warriors	24	13	2	9	2	679	599	80	113.36%	32
7 South Sydney Rabbitohs	24	12	1	11	2	607	608	-1	99.84%	29
8 Brisbane Broncos	24	12	0	12	2	660	740	-80	89.19%	28
9 Melbourne Storm	24	11	0	13	2	558	564	-6	98.94%	26
10 North Queensland Cowboys	24	9	2	13	2	582	615	-33	94.63%	24
11 St George Illawarra Dragons	24	9	1	14	2	596	663	-67	89.89%	23
12 Newcastle Knights	24	9	0	15	2	584	602	-18	97.01%	22
13 Cronulla-Sutherland Sharks	24	8	1	15	2	516	667	-151	77.36%	21
14 Parramatta Eels	24	7	2	15	2	570	726	-156	78.51%	20
15 Gold Coast Titans	24	7	0	17	2	520	786	-266	66.16%	18
16 Manly-Warringah Sea Eagles	24	6	1	17	2	560	742	-182	75.47%	17

