

20

9TH ANNUAL REPORT
FOR THE YEAR ENDED
31 OCTOBER 2014

SOUTH SYDNEY MEMBERS RUGBY LEAGUE
FOOTBALL CLUB LTD ACN 118320 684

SOUTH SYDNEY MEMBER CO.

14

THE RABBITOHS HAVE THE LARGEST MEMBERSHIP IN THE NRL WITH 30,563
CUMULATIVE TV AUDIENCE OF 23 MILLION
RATED #1 IN DIGITAL FAN ENGAGEMENT BY THE NRL
HOME ATTENDANCE OF 633,470
2015 MEMBERSHIP TARGET 35,000

GRAND FINAL RABBITOHS V BULLDOGS (83,833 FANS) - THE LARGEST REGULAR SEASON CROWD IN
RUGBY LEAGUE HISTORY





ain AV

Disk Sant



GRAND FINAL 2014

CROWN RESORTS

CROWN RESORTS

CROWN RESORTS

CROWN RESORTS

CROWN RESORTS

ALCATEL onetouch

ALCATEL onetouch

ALCATEL onetouch

ISC

ALCATEL onetouch

ALCATEL onetouch



CHAIRMAN'S REPORT	03	2014 NRL PREMIERSHIP MATCH RESULTS AND CLUB AWARDS	29
-------------------	-----------	--	-----------

100 GRADE GAMES	06	NRL PLAYER RECORD FOR SEASON 2014 AND 2014 NRL LADDER	31
-----------------	-----------	---	-----------

FINANCE REPORT	07	2014 NSW CUP RESULTS	34
----------------	-----------	----------------------	-----------

FINANCIALS	08	2014 HOLDEN CUP RESULTS	35
------------	-----------	-------------------------	-----------

CORPORATE PARTNERS	20	2014 HOLDEN CUP LADDER	38
--------------------	-----------	------------------------	-----------

SOUTH SYDNEY DISTRICT RUGBY LEAGUE FOOTBALL LIMITED	21	LIFE MEMBERS	39
---	-----------	--------------	-----------

SUMMARY OF FINANCIALS

DIRECTORS' REPORT	PAGE 08
LEAD AUDITOR'S INDEPENDENCE DECLARATION	PAGE 10
STATEMENT OF PROFIT OR LOSS AND OTHER COMPREHENSIVE INCOME	PAGE 11
STATEMENT OF CHANGES IN EQUITY	PAGE 11
STATEMENT OF FINANCIAL POSITION	PAGE 12
STATEMENT OF CASH FLOWS	PAGE 12
NOTES TO THE FINANCIAL STATEMENTS	PAGE 13
DIRECTORS' DECLARATION	PAGE 17
INDEPENDENT AUDITOR'S REPORT	PAGE 18

CHAIRMAN'S REPORT

For the first time in 43 years, our Club presents its Annual Report to Members as Rugby League Premiers.

In a time span of just 15 years, our Club has experienced the agony of exclusion from the NRL, almost three years of arduous court battles and public protests, the unbridled joy of rightful reinstatement, the exacting first years of our return to the NRL, the bold and transformative introduction of private investment and, since that time, a gradual ascent to the top of the NRL competition.

It is difficult to summarise the enormity of these events in a few short paragraphs, but one underlying common thread binds them all together: the loyalty and courage of our Members. While the road may have seemed long and hard at times, nothing ever deterred our Members from their deep commitment to our Club. Put simply, you are, collectively, the main reason we find ourselves in such a wonderful position today.

That seemingly elusive 21st Premiership is now ours and the challenge before us all is to build upon this success and create a new era of sustained prosperity and on-field triumph which our children and their future generations will look upon with pride. We have come a long way in 15 years, but there is still much to do. In many respects, building on success can be more challenging than building on failure, so we must be prudent as we move forward from the epic year that was 2014.

Needless to say, our deep appreciation must go to our Head Coach, Michael Maguire, his coaching staff and our wonderful squad for delivering the Club's 21st Premiership.

I am sure Members will agree that Michael has galvanised our squad into a formidable unit. Not only did they perform on the field, but their activities off the field, particularly among the community through Souths Cares, made us all very proud indeed.

In terms of the Club's financial performance, the results are no less impressive. Members will recall the excellence of last year's result, but that has been easily outshone this year with our profit before tax reaching \$1.565 million. Allowing for some income tax benefits the Club is entitled to, we are reporting a profit for the period of \$1.99 million, another record profit for the Club and (by far) the best financial result in the NRL.

The 2014 year was also a landmark year in another respect: in October, we welcomed James Packer to our Club as an investor in place of Peter Holmes à Court. James' arrival was greeted warmly by our Members and his commitment to our Club through his investment is deeply appreciated by all of us. In respect of Peter, we will never forget his energetic contribution to our Club, particularly in the early years, and it is only fitting that his departure coincided with the Club's 21st Premiership.

A pleasing by-product of the restructure within Blackcourt is the recently-concluded agreement in principle between Member Co. and our investors that the investor loans, which Members will recall were granted on a strictly non-recourse basis, will now be entirely forgiven, thereby removing this liability from our balance sheet and relieving the Club of any future interest liability. I expect to be able to report to Members again on this important development during the coming year.

After the reporting year, and just prior to the writing of this report, I announced that Shane Richardson, our long-serving CEO, would be resigning from his post to take up an important position at the NRL. 'Richo' joined us in 2004, in the aftermath of Board changes and while the Club was still reeling from the traumas of the past. Richo successfully navigated the Club through some treacherous waters and delivered a sound business model that laid the ground work for the successes we have recently witnessed. Never deterred from his task, Richo deserves our gratitude for his unfaltering service to our Club and I know that I speak on behalf of all Members when I extend to him and to Kate our very best wishes for the road ahead.

In announcing Richo's departure, I was also delighted to announce the appointment of John Lee as our Club's new Chief Executive Officer. John brings a wealth of experience to our Club from both the public and private sectors. He also carries with him a true Rugby League pedigree and a strong ambition to build upon the good work of the last decade and deliver sustainable success for our Club. I join with all Members in extending to John a warm Rabbitoh welcome.

In conclusion, 2014 will be undoubtedly a year that will be talked about for decades to come. On behalf of the Member Co. Board of Directors, I thank each and every Member who made a commitment to our Club in this landmark year and I look forward to sharing together many more years of sustainable success for the Rabbitohs, both on and off the field.



Nicholas Pappas AM

Chairman

100 GRADE GAMES FOR SOUTH SYDNEY 1908-2014

Surname	First Name	Years	1st Grade games	2nd Grade games	3rd Grade games	Total games
COLEMAN	Craig 'Tugger'	1980-92	208	47	42	297
SUTTON	John	2002-14	229	5	18	252
FENECH	Mario 'Test Match'	1981-90	181	42	25	248
PIGGINS	George 'Barney'	1964-78	112	100	33	245
MERRITT	Nathan	2002-03; 2006-14	218	19	2	239
STEVENS	Gary	1964-76	162	64	3	229
McCARTHY	Bob	1963-75; 1978	211	16	0	227
ANDREWS	Michael	1983-93	182	30	11	223
SAIT	Paul	1967-79	165	43	15	223
SIMMS	Eric	1965-75	206	6	6	218
BOYLE	David	1982-91	169	42	3	214
HAMMERTON	Ernie	1947-58	157	46	5	208
HARRINGTON	Ross	1983-91	104	83	20	207
SATTLER	John	1963-72	195	0	0	195
GRANT	Bob 'Evil'	1966-75	134	61	0	195
RAYNER	Jack	1946-57	194	0	0	194
STEWART	Ken	1974-83	133	47	13	193
STUART	Luke	2002-11	190	1	0	191
LONGBOTTOM	Kevin 'Lummy'	1960-71	105	74	12	191
BLAIR	Alf 'Smacka'	1917-27; 1929-30	186	4	0	190
COWIE	Les 'Chicka'	1946-58	176	8	1	185
WEARING	Benny (Senior)	1920-33	172	13	0	185
NEVILLE	Darryl 'Dirty'	1984-89; 1991	52	88	41	181
HEILER	Allen	1962-72	42	107	31	180
TRINDALL	Darrell 'Tricky'	1990-99	133	37	6	176
LEE	Denis 'Slugga'	1961-72	30	124	22	176
PURCELL	Bernie	1949-52; 1954-60	173	2	0	175
McMILLAN	Bob 'Evil'	1970-80	51	96	26	173
MAROON	Darren	1986-92; 1994; 1997	58	76	37	171
DONOGHUE	Dennis (Senior)	1947-57	166	4	0	170
LUKE	Issac	2007-14	168	0	0	168
TAIT	Jim	1924-36	17	137	14	168
O'NEILL	John 'Lurch'	1965-71; 1975-76	150	14	0	164
HALLETT	Howard (Senior)	1909-24	158	0	0	158
CHURCHILL	Clive 'The Little Master'	1947-58	157	0	0	157
MURDOCH	Don	1948-56	45	94	17	156
FA'ALOGO	David	2003-09	142	13	0	155
WITHERS	Jeff	1969-76	52	58	45	155
COOTE	Ron 'Solid'	1963-71	148	5	1	154
RAMPLING	Tony 'Turtle'	1981-86; 1989	90	58	6	154
NILSON	Norm 'Nipper'	1948-56	23	127	4	154
WATSON	Dave	1921-31	90	63	0	153
DAVIDSON	Les 'Bundy'	1983-90	103	32	17	152
TUNKS	Peter	1977-83	96	41	15	152
WALTERS	Elwyn 'Aubrey'	1966-73	128	21	2	151
HINSON	Eddie 'Birko'	1932-40; 1942-43	92	40	19	151
BRANIGHAN	Arthur	1962-71	90	44	14	148
BILES	Lester	1982-88	53	68	27	148
MURRAY	Brian	1953-61	40	105	3	148
O'DEA	Steve	1986-92	27	71	48	146
GARLICK	Sean	1988-93; 1998-99	92	22	31	145
RICHARDS	Jim	1949-57	75	40	29	144
McPHERSON	Shannan	2004-11	93	12	37	142
LAWRENCE	Jack (Senior)	1918-28	91	51	0	142
McCARTHY	Darren	1982-86; 1990-91	53	74	15	142
FLOCKTON	Allan	1953-61	29	65	48	142
EDWARDS	Keith 'Kamikaze'	1968-73; 1975	84	30	27	141
CLEARY	Michael	1962-70	139	1	0	140
MELLOR	Paul	1991-96; 2006-07	101	23	16	140
MANUOKAFOA	Manase	2002-08	71	33	36	140
CLARK	Jason	2008-14	92	0	47	139
COLEMAN	John	1962-69	11	79	48	138
LITTLE	Steve	1972-78	57	45	35	137
KILHAM	George	1934-41; 1943	108	20	6	134
GIBBS	Nathan	1978-83	73	50	11	134
ASOTASI	Roy	2007-13	133	0	0	133
WALSH	Jack	1936-44	110	13	10	133
TYRRELL	Dave	2008-14	109	0	23	132
SLATTERY	Troy	1991-99	48	56	28	132
LAWRENCE	Vic	1919-28	115	16	0	131



Surname	First Name	Years	1st Grade games	2nd Grade games	3rd Grade games	Total games
JONES	Jack	1923-33	45	83	3	131
STEVENS	Wayne	1963-69	16	92	23	131
FIELD	Craig	1990-96	72	47	11	130
ROOT	Eddie	1923-29; 1931-33	112	17	0	129
WHY	Jack	1925-34	80	48	0	128
BROGAN	Ken	1943-45; 1947-50; 1952-53	77	43	7	127
D'JURA	Bronko	1983-86; 1988-89	76	38	13	127
THOMPSON	Manoa	1987-93	57	24	46	127
MASON	Ray	1951-57	35	85	7	127
GEDDES	Scott	2002-12	125	1	0	126
ROBERTS	Paul	1986-91	69	57	0	126
WRIGHT	Gary	75-81	67	43	16	126
REYNOLDS	Adam	2009-14	79	0	46	125
QUINLIVAN	Oscar	1923-30	99	25	0	124
TALANOA	Fetuli	2005-12	95	16	13	124
MAYBON	Rod	1988-93	74	31	19	124
WALL	Brian	1972-78	28	55	41	124
GORMAN	Rod 'Bull'	1963-69	10	48	66	124
TREWEEK	George	1925-34	119	3	0	122
ROSS	Mark	1981-83; 1985-87	50	70	2	122
ROSS	Brett	1984-88	48	47	27	122
PITTARD	Dennis	1968-73	121	0	0	121
FARRELL	Dylan	2008-13	70	0	51	121
FALLA	Mick	1961-67	62	51	8	121
McNICHOLAS	Paul	1994-99; 2002	34	52	35	121
CHISHOLM	Wayne	1985-91	95	21	4	120
NELSON	Fred	1954-61	82	28	10	120
MACKEY	Greg 'Bluey'	1980-83	32	70	18	120
EVANS	Greg	1981-86	17	48	55	120
MOSES	Bob	1965-70	95	24	0	119
POWELL	Richie	1957-67	93	13	13	119
FRANCIS	Michael	1993-98	56	36	27	119
SUADRITO	Joe	1978-83	53	49	17	119
FENNELL	Chas	1924-34	37	77	5	119
WILLIAMS	Percy	1929-35; 1937-38	80	25	13	118
POBJIE	Michael	1983-87	88	28	1	117
ELLISON	Mark 'Rhino'	1983-84; 1987-90	66	39	12	117
NORGARD	Greg	1967-72	20	79	18	117
FELSCH	Fred	1936-44	116	0	0	116
BAMPTON	Darrell 'No. 9'	1969-73; 1978-79	51	58	7	116
NISZCZOT	Ziggy	1980-84	115	0	0	115
JONES	Grant	1977-81	16	90	9	115
BREEN	Jim	1917-18; 1921-30	25	88	1	114
MOIR	Ian	1952-58	110	1	0	111
O'CONNOR	Frank	1927-37	79	26	6	111
SCHOTT	Darren	1988-93	44	67	0	111
CHAMPION	Beau	2004-10; 2013-14	80	5	25	110
RIGHTON	Alan	1925-32	77	33	0	110
WOOD	Garth	1995-98; 2003-05	22	34	53	109
PETTYBOURNE	Edward	2007-12	91	0	17	108
LEWIS	Eric	1927-29; 1932-37	81	8	19	108
SCOTT	Alan	1959-60; 1966-70	28	72	8	108
KOSTA	Savah 'Steve'	1968-73	17	62	29	108
ROBINSON	Reg	1960-63; 1969-71	0	36	72	108
HAMBLY	Gary	1979-83; 1985	86	11	10	107
HONAN	Bob	1967-72; 1975	84	23	0	107
LYONS	Graham	1987-91	64	23	20	107
LISLE	Jimmy	1962-69	100	6	0	106
BRANIGHAN	Ray	1967-71	55	27	23	105
MURPHY	Pat	1919-26	54	51	0	105
HORDER	Harold	1912-19; 1924	104	0	0	104
LOWE	Ben	2008-14	103	0	0	103
SPILLANE	Albert	1924; 1926-27; 1929-34	54	32	17	103
BUTLER	Arthur	1908-15	102	0	0	102
RIGON	Shane	2002-07	100	2	0	102
WEEKES	Craig	1985-89	10	58	34	102
LAWRENCE	Steve	964-69	0	35	67	102
ARNEILL	Shane	1979-83; 1987	49	28	24	101
WRIGHT	Brian	1952; 1954-59	15	41	45	101
BUTLER	Harry	1908-15	100	0	0	100
KERWICK	John	1914-22	100	0	0	100
PEATS	Nathan	2009-13	54	0	46	100
GIBSON	Charlie	1957-62	31	53	16	100
THOMAS	Joe	1983-87	22	44	34	100

FINANCE REPORT

It is my pleasure to present to Members the 2014 Finance Report.

The financial results for the year ended 31 October 2014 for both Member Co. and the Football Club are a testament to the strong business practices and corporate governance that are now embedded within the organisation, and which over the past three seasons, have been complimented by impressive and consistent on-field results.

In season 2014, Member Co. and the Football Club achieved a number of financial and non-financial records across the business. Record profits, net asset positive position on the Balance Sheet, record number of Members, social media KPI's and the Grand Final Premiership after 43 years.

Member Co

The Member Co. financial results are described in detail in the Financial Statements.

The Statement of Profit & Loss and other comprehensive income reports a profit for the year of \$0.089m (2013: nil) representing its share of profits achieved by the Football Club in 2014. The grant back to the Club has increased to \$0.30m (2013: \$0.26m), Membership subscriptions increasing to 21,895 (2013: 19,075), whilst the Football Club's Membership rose to a new record of 30,563 (2013: 27,392) - representing the highest Club Membership in the NRL.

The Statement of Financial Position reports a positive net asset position of \$0.089m (2013: nil), with trade and other receivables and payables representing 2015 subscriptions purchased in advance totally \$0.33m (2013: \$0.21m). At the time of writing this report, total number of Football Club Members for 2015 was already at 28,725 which gives management a strong level of confidence that the 2015 budget target of 35,000 will be reached.

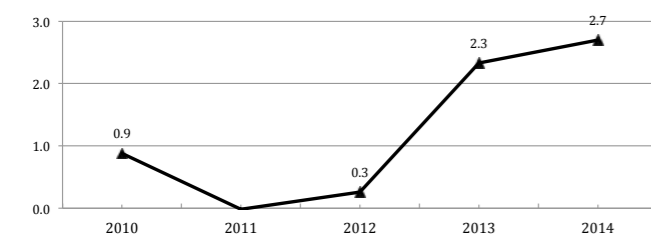
Football Club

I take this opportunity to provide the Members with a more detailed overview of the Club's Financial Statements. A key financial metric for the Club is its Earnings before Interest, Tax, Depreciation and Amortisation (EBITDA), and over the past five years (see graph below), the Club has reported an EBITDA of at least break-even. This year, the Club reported a new record high EBITDA result of \$2.7m, \$0.4m increase on 2013.

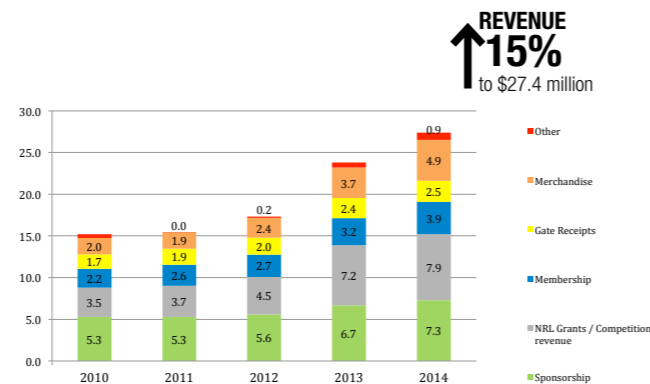
EBITDA

↑ to \$2.7 million

Earning before interest, tax, depreciation and amortisation, de-recognition of related party loans and impairments



The Club has increased its revenues by \$3.6m (or 15%) on the previous year to a total turnover of \$27.4m (see graph below). The main increases in 2014 comprised of increases in merchandise sales of \$1.2m, Membership increasing by \$0.7m, sponsorship increasing by \$0.6m and NRL Grant / competition revenue increasing by \$0.7m.

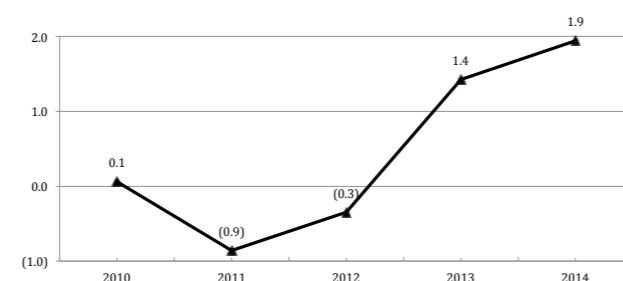


Total Expenditure and other charges increased by 15% on the previous year to \$24.7m. As a key pillar of the Club's five year strategic plan, the Club is committed to investing available funds into its football program, and as a result football related costs were up \$2.2m. Other direct cost of sales increased by \$0.8m which was attributable to the turnover increases described above, and further, other operating costs were also up by \$0.2m.

The Club has delivered a total profit in 2014 of \$1.99m (2013: \$1.43m), which stands significantly apart from all past results as illustrated in the graph below.

TOTAL PROFIT/(LOSS)

↑ to \$1.99 million
positive movement of \$0.5 million on previous year



The Club's Statement of Financial Position reports a positive net asset position at year end of \$0.35m (2013: negative net assets of (\$1.63m)) and a surplus in working capital of \$1.87m (2013: \$0.5m).

The increase in liabilities results from an increase in year end accrued expenditure which is simply a timing difference, and further, as disclosed in last year's Annual Report, the accounting requirement (under the Accounting Standards in Australia) that we must report a notional commercial (fair value) interest charge on the loans between related parties, sees these loans continuing to be re-valued upwards to the original loan amounts over the loan terms. The cash reserves at year end were reported at \$4.2m, an increase from 2013 closing year end balance of \$1.7m.

Conclusions

In conclusion, having produced a comprehensive new five year strategic plan in 2013 with detailed accompanying business plans that extend out to 2017, the Club is strongly placed to achieve its overarching objectives of ensuring long-term financial sustainability. The Club is projecting annual operating surpluses in the range of \$1m-\$2.5m. These surpluses are planned to be reinvested in to core competitive assets, with a particular focus of providing every possibility to succeed on-field.

Kay Allen
Finance Manager

SOUTH SYDNEY MEMBERS RUGBY LEAGUE FOOTBALL CLUB LIMITED

DIRECTORS' REPORT

For the year ended 31 October 2014

The directors present their report together with the financial report of South Sydney Members Rugby League Football Club Limited ('the Company') for the financial year ended 31 October 2014 and the auditor's report thereon.

1. DIRECTORS

The directors of the Company at any time during or since the end of the year were:

NAME AND QUALIFICATIONS

HATFIELD, James Lawler

HATZISTERGOS, Nikolas Theofilos,
B.Ec, FCA, CTA

MARTIN, Raymond George

PAPPAS AM, Nicholas George,
LLB, PhD

STEWART, Ken Gordon

ANDREWS, Michael

EXPERIENCE AND SPECIAL RESPONSIBILITIES

An Automotive Engineer with over 50 years business experience; Company director for over 40 years; Director of James Hatfield Pty Ltd, Garry's Auto Mobile Pty Ltd Former Director of South Sydney District Rugby League Football Club Limited (July 2001 – April 2007); Former Director of South Sydney Leagues Club Limited; Director since 13 February 2006-2010.

Practising Chartered Accountant since 1982; Chairman, William Buck International Ltd; Managing Director, William Buck NSW; Chairman, Mazars Australia; Governing Council Member, Praxity (AISL); Director and Chair of the Audit Committee, Bank of Sydney Ltd; Director, St. Basil's Homes; Former Director of South Sydney District Rugby League Football Club Limited (April 2003-June 2006) and Director since 16 March 2008; Director since 30 March 2006.

Journalist for over 40 years; Former Chairman of Fred Hollows Foundation for 10 years; Former 10 year Member of the Council for Aboriginal Reconciliation; Patron of Humpty Dumpty Foundation; Former Director of the Shane Warne Foundation for 6 years; Chairman of the Australian Indigenous Education Foundation; Patron Aboriginal Employment Strategy; Former Director of South Sydney District Rugby League Football Club Limited (April 2007-March 2008); Director since 13 February 2006.

A practising solicitor since 1984 and Principal of Nicholas G Pappas & Company, Lawyers; Chairman, Bank of Sydney Ltd; Governor, Steve Waugh Foundation – Australia; Trustee, Rookwood General Cemeteries Reserve Trust; Chairman of South Sydney District Rugby League Football Club Limited since 26 May 2008, Former Chairman (April 2003-June 2006), Director since June 2006; Director since 13 February 2006.

Former Licensee/Manager of a hotel for over 20 years; Former CEO South Sydney Leagues Club (January 2009 - June 2012); Director since 13 February 2006 (Resigned 9 March 2014). Presently Secretary Manager of Pacific Palms Recreation Club.

Former South Sydney First Grade Player (167 games), Player from 1983 – 1993 (over 200 grade games), Former Captain First Grade 2 years, Former Club Captain 2 years, Life Member; Director since 9 March 2014.

2. COMPANY SECRETARY

Mr James Hatfield was appointed to the position of company secretary on 13 February 2006. Mr Hatfield is also a Director of the Company.

3. DIRECTORS' MEETING

The number of directors' meetings and number of meetings attended by each of the directors of the Company during the year were:

Director	Board Meetings	
	2014	
	Number of meetings attended	Number of meetings held*
James Hatfield	3	3
Nikolas Hatzistergos	3	3
Ray Martin	2	3
Nicholas Pappas AM	3	3
Ken Stewart	0	2
Michael Andrews	1	1

* Number of meetings held during the time the director held office during the year

4. PRINCIPAL ACTIVITIES

The principal activities of the Company during the course of the financial year were the administration and management of Members' interests in the South Sydney District Rugby League Football Club Limited ("the Football Club").

There were no significant changes in the nature of the activities of the Company during the year.

5. OPERATING AND FINANCIAL REVIEW

The operating result for the year was a result for the period of \$88,600 (2013: nil). This result was after deriving \$696,659 (2013: \$606,932) in Membership subscription revenue, awarding grants to the Football Club of \$300,278 (2013: \$256,742) and recognising a share of the trading profits/(losses) of the Football Club of \$88,600 (2013: nil).

The operating result before financing costs and income tax of the Football Club for the year was a profit of \$2,112,040 (2013: \$1,824,392) and the Football Club result after financing costs and income tax was a profit of \$1,990,354 (2013: \$1,425,657), resulting in a positive movement of \$564,697 between financial years.

6. SHORT AND LONG TERM OBJECTIVES AND CURRENT STRATEGY

The Company's objectives and strategies are consistent with, and aligned to, the Football Club's annual budget and its five year business plan (2013-17). The objectives, both short and long term, of this business plan, are to achieve sustained on-field success, ensure financial viability, and be good corporate citizens through the positive actions of the Football Club's related party, Souths Cares PBI Limited.

7. PERFORMANCE MEASUREMENT

The Company's performance measurements are consistent with, and aligned to, the sensitivity analysis of key variables and targets established within the Football Club's annual budget and its business plan. The actual performance of the Football Club's business are measured monthly against these key indicators, and further, on an annual basis through a more rigorous review.

8. MEMBERSHIP

The Company is a company limited by guarantee and without share capital. The number of Members as at 31 October 2014 was 21,895 (2013: 19,075).

9. LIABILITY OF MEMBERS ON WINDING-UP

Every Member of the Company undertakes to contribute to the assets of the Company, in the event of the same being wound up while the Member is a Member or within one year after the Member ceases to be a member of the Company, for payment of the debts and liabilities of the Company contracted before the Member ceases to be a Member of the Company and of the costs, charges and expenses of winding up and for adjustment of rights of the contributors among themselves, such amount as may be required, not exceeding \$4.

10. DIVIDENDS

The Company is a company limited by guarantee and is prevented by its constitution from paying dividends.

11. EVENTS SUBSEQUENT TO REPORTING DATE

There has not arisen in the interval between the end of the financial year and the date of this report any item, transaction or event of a material and unusual nature likely, in the opinion of the directors of the Company to affect significantly the operations of the Company, the results of those operations, or the state of affairs of the Company, in future financial years.

12. LEAD AUDITOR'S INDEPENDENCE DECLARATION

The Lead Auditor's independence declaration is set out on page 10 and forms part of the directors' report for the year ended 31 October 2014.

This report is made with a resolution of the directors:



Nicholas Pappas AM

Chairman

Dated at Redfern this 16th December 2014

LEAD AUDITOR'S INDEPENDENCE DECLARATION UNDER SECTION 307C OF THE CORPORATIONS ACT 2001

To: the directors of South Sydney Members Rugby League Football Club Limited

I declare that, to the best of my knowledge and belief, in relation to the audit for the year ended 31 October 2014 there have been:

- no contraventions of the auditor independence requirements as set out in the Corporations Act 2001 in relation to the audit; and
- no contraventions of any applicable code of professional conduct in relation to the audit.

KPMG



Cameron Roan

Partner

Sydney

16 December 2014

STATEMENT OF PROFIT OR LOSS AND OTHER COMPREHENSIVE INCOME

For the year ended 31 October 2014

	Note	Year ended 31 October 2014 \$	Year ended 31 October 2013 \$
Revenue from rendering of services		696,659	606,932
Total revenue		696,659	606,932
Members' expenses		(359,825)	(313,792)
Other expenses		(36,556)	(36,398)
Earnings before financing costs, depreciation, amortisation, grants and impairment		300,278	256,742
Financial income		-	-
Financial expenses		-	-
Net financing costs		-	-
Share of profit/(loss) of associate	7	88,600	-
Grants awarded to related parties	10	(300,278)	(256,742)
Result for the period		-	-
Other comprehensive income			
Other comprehensive income for the period		-	-
Total comprehensive income for the period		88,600	-

The statement of Profit or Loss and other comprehensive income is to be read in conjunction with the notes to the financial statements set out on pages 13 to 17.

STATEMENT OF CHANGES IN EQUITY

For the year ended 31 October 2014

	Retained Earnings \$	Total Equity \$
Balance at 1 November 2012	-	-
Total comprehensive income for the period		
Result for the period	-	-
Other comprehensive income	-	-
Total comprehensive income for the period	-	-
Transactions with owners, recorded directly in equity		
Balance at 31 October 2013	-	-
	Retained Earnings \$	Total Equity \$
Balance at 1 November 2013	-	-
Total comprehensive income for the period	88,600	88,600
Result for the period	-	-
Other comprehensive income	-	-
Total comprehensive income for the period	88,600	88,600
Transactions with owners, recorded directly in equity		
Balance at 31 October 2014	88,600	88,600

The statement of changes in equity is to be read in conjunction with the notes to the financial statements set out on pages 13 to 17.

STATEMENT OF FINANCIAL POSITION

As at 31 October 2014

	Note	2014 \$	2013 \$
Assets			
Trade and other receivables	4	334,695	209,682
Total current assets		334,695	209,682
Investments	5	88,600	-
Total non-current assets		88,600	-
Total assets		423,295	209,682
Liabilities			
Trade and other payables	8	334,695	209,682
Total current liabilities		334,695	209,682
Total non-current liabilities		-	-
Total liabilities		334,695	209,682
Net assets		88,600	-
Members' funds			
Retained earnings		88,600	-
Total Members' funds		88,600	-

The statement of financial position is to be read in conjunction with the notes to the financial statements set out on pages 13 to 17.

STATEMENT OF CASH FLOWS

For the year ended 31 October 2014

	Note	2014 \$	2013 \$
Cash flows from operating activities			
Cash receipts from customers		-	-
Cash paid to suppliers and employees		-	-
Cash generated from operations		-	-
Net cash from operating activities	9	-	-
Cash flows from investing activities		-	-
Net cash from investing activities		-	-
Cash flows from financing activities		-	-
Net cash from financing activities		-	-
Net increase in cash and cash equivalents		-	-
Cash and cash equivalents at beginning of period		-	-
Cash and cash equivalents at 31 October		-	-

The statement of cash flows is to be read in conjunction with the notes to the financial statements set out on pages 13 to 17.

NOTES TO THE FINANCIAL STATEMENTS

1. REPORTING ENTITY

The Company is incorporated and domiciled in Australia as a Company limited by guarantee. In accordance with the Constitution of the Company, every member of the Company undertakes to contribute an amount limited to \$4 per member in the event of the winding up of the Company during the time that he or she is a member or within one year thereafter.

The principal activities of the Company during the course of the financial year were the administration and management of members' interests in the South Sydney District Rugby League Football Club Limited ("The Football Club").

2. BASIS OF PREPARATION

(a) Statement of compliance

In the opinion of the directors, the Company is not publicly accountable. The financial statements are Tier 2 general purpose financial statements which have been prepared in accordance with Australian Accounting Standards – Reduced Disclosure Requirements adopted by the Australian Accounting Standards Board and the Corporations Act 2001. The financial report of the Company does not comply with International Financial Reporting Standards (IFRS's) due to the adoption of the Reduced Disclosure Requirements AASB's. This is the first accounting period for which financial statements have been prepared under the Reduced Disclosure Requirements framework. This has led to the removal of disclosures in relation to segment reporting, auditors' remuneration, reconciliation of cash flows from operating activities and financial instruments.

They were authorised for issue by the Board of Directors on 16 December 2014. Details of the Company's accounting policies, including changes during the year, are included in Note 3.

(b) Basis of measurement

The financial statements have been prepared on the historical cost basis.

(c) Functional and presentation currency

The financial report is presented in Australian dollars, which is the Company's functional currency.

(d) Use of estimates and judgements

In preparing these financial statements in conformity with Australian Accounting Standards – Reduced Disclosure Requirements, management has made judgements, estimates and assumptions that affect

the application of accounting policies and the reported amounts of assets, liabilities, income and expenses. Actual results may differ from these estimates.

Estimates and underlying assumptions are reviewed on an ongoing basis. Revisions to accounting estimates are recognised prospectively.

3. SIGNIFICANT ACCOUNTING POLICIES

(a) Financial instruments

(i) Non-derivative financial instruments

Non-derivative financial instruments comprise trade and other receivables and trade and other payables.

Non-derivative financial instruments are recognised initially at fair value plus, for instruments not at fair value through profit or loss, any directly attributable transaction costs, except as described below. Subsequent to initial recognition non-derivative financial instruments are measured as described below. Other non-derivative financial instruments are measured at amortised cost using the effective interest method, less any impairment losses.

Trade and other payables are stated at amounts contracted with suppliers/other parties. Trade payables are non-interest bearing and are normally settled within 30 days.

(b) Investments in associates

Associates are those entities in which the company has significant influence, but not control, over the financial and operating policies. The financial statements includes the company's share of the total recognised gains and losses of associates on an equity accounted basis, from the date that significant influence commences until the date that significant influence ceases. When the company's share of losses exceeds its interest in an associate, the company's carrying amount is reduced to nil and recognition of further losses is discontinued except to the extent that the company has incurred legal or constructive obligations or made payments on behalf of an associate.

(c) Impairment

Financial assets

A financial asset is assessed at each reporting date to determine whether there is any objective evidence that it is impaired. A financial asset is considered to be impaired if objective evidence indicates that one or more events have had a negative effect on the estimated future cash flows of that asset.

An impairment loss in respect of a financial asset measured at amortised cost is calculated as the difference between its carrying amount, and the

present value of the estimated future cash flows discounted at the original effective interest rate. An impairment loss in respect of an available-for-sale financial asset is calculated by reference to its fair value.

Individually significant financial assets are tested for impairment on an individual basis. The remaining financial assets are assessed collectively in companies that share similar credit risk characteristics. All impairment losses are recognised through profit or loss. Any cumulative loss in respect of an available-for-sale financial asset recognised previously in equity is transferred to profit or loss.

An impairment loss is reversed if the reversal can be related objectively to an event occurring after the impairment loss was recognised. For financial assets measured at amortised cost, the reversal is recognised in profit or loss.

(d) Revenue

An impairment loss in respect of an equity-accounted investee is measured by comparing the recoverable amount of the investment with its carrying amount. An impairment loss is recognised in profit or loss, and is reversed if there has been a favourable change in the estimates used to determine the recoverable amount.

(e) Income tax

The Company is exempt from income tax under Division 50 of the Income Tax Assessment Act (1997).

(f) Goods and services tax

Revenue, expenses and assets are recognised net of the amount of goods and services tax (GST), except where the amount of GST incurred is not recoverable from the taxation authority. In these circumstances, the GST is recognised as part of the cost of acquisition of the asset or as part of the expense.

Receivables and payables are stated with the amount of GST included. The net amount of GST recoverable from, or payable to, the taxation authority is included as a current asset or liability in the balance sheet.

(g) Changes in accounting policies

Except for the changes below, the Company has consistently applied the accounting policies set out in Note 3 to all periods presented in these financial statements.

The basis of preparation in the year has been changed to Tier 2 General Purpose Financial Statements as described in note 2a.

The Company has adopted the following new standards and amendments to standards, including any consequential amendments to other standards,

with a date of initial application of 1 November 2013.

- i. AASB 11 Joint Arrangements
- ii. AASB 12 Disclosure of Interests in Other Entities
- iii. AASB 13 Fair Value Measurement

The nature and effects of the changes are explained below.

i. Joint arrangements

As a result of AASB 11, the Company has changed its accounting policy for its interests in joint arrangements. Under AASB 11, the Company has classified its interests in joint arrangements as either joint operations (if the Company has rights to the assets, and obligations for the liabilities, relating to an arrangement) or joint ventures (if the Company has rights only to the net assets of an arrangement). When making this assessment, the Company considered the structure of the arrangements, the legal form of any separate vehicles, the contractual terms of the arrangements and other facts and circumstances. Previously, the structure of the arrangement was the sole focus of classification.

The Company has re-evaluated its involvement in joint arrangements and the investment in the associate continues to be recognised by applying the equity method and there has been no impact on the recognised assets, liabilities and comprehensive income of the Company.

ii. Disclosure of interests in other entities

As a result of AASB 12, the Company has expanded its disclosures about its interests in equity-accounted investees (see Note 7)

4. TRADE AND OTHER RECEIVABLES

Current

Trade receivables due from associate (note 10)	334,695	209,682
--	---------	---------

5. INVESTMENTS

Non-current

Investments in associate (note 7)	88,600	-
-----------------------------------	--------	---

6. CURRENT TAX ASSETS AND LIABILITIES

The current tax liability for the Company is Nil. The Company is a not for profit sporting organisation, and as such, it is exempt from Income Tax under Division 50 of the Income Tax Assessment Act (1997).

7. INVESTMENT ACCOUNTED FOR USING THE EQUITY METHOD

Investments in associates

Investments in associates (refer to note 5) are accounted for using the equity method.

The Company has the following investment in associates:

	Principal activities	Country	Reporting Date	Ownership Interest 2014	Ownership Interest 2013	Date of Acquisition
South Sydney District Rugby League Football Club Limited (SSDRLFC)	Propagation and promotion of Rugby League and other strategic interests	Australia	31 October	25%	25%	7 June 2006

The Company's share of profits in its equity accounted associate for the year was \$497,589 (2013: \$356,414). The Company has not recognised part of its share of this profit relating to SSDRLFC, totalling \$497,589 (2013: \$356,414) given the Company had unrecognised accumulated losses amounting to \$1,635,955 from 31 October 2013 and had no obligation in respect of these losses. These losses have been eliminated by the current year profits such that the Company's share of profits in excess of these past losses of \$88,600 have been recognised by the Company as at 31 October 2014.

Summary financial information for the associate not adjusted for the ownership held by the Company:

	Revenues and Other income	Expenses and Interest	Profit/(loss)	Total Assets (100%)	Total Liabilities (100%)
2014					
South Sydney District Rugby League Football Club Limited	27,361,158	(25,370,804)	1,990,354	11,845,153	11,490,754
2013					
South Sydney District Rugby League Football Club Limited	23,790,343	(22,364,686)	1,425,657	7,981,213	9,617,168

The result before depreciation, amortisation, impairments and financing costs of SSDRLFC for the year was a profit of \$2,634,177 (2013: \$2,331,805). The profit after financing costs and income tax was \$1,990,354 (2013: \$1,425,657).

The terms of the related party loan agreements were varied in November 2011. As a result of these variations, loan repayments now commence no earlier than 31 October 2015, and interest was waived entirely until 31 October 2013 and only became payable on 31 October 2014. In complying with Australian Accounting Standards, SSDRLFC is required to recognise notional interest (not payable) resulting from the preferential terms of these related party loans and these financial results for SSDRLFC include notional interest amounting to \$384,024 (2013: \$558,828), as well as a loss of nil (2013: nil) on de-recognition of the previous loans.

The budget for 2015 indicates an operating profit before financing costs (interest charges and receipts) of \$1.019m.

	Year ended 31 October 2014 \$	Year ended 31 October 2013 \$
Share of associate loss before income tax	88,600	-
Share of income tax expense	-	-
Share of associates net profit/(loss) accounted for using the equity method	88,600	-

7. INVESTMENT ACCOUNTED FOR USING THE EQUITY METHOD *(continued)*

The Company holds an equity interest in SSDRLFC comprising 1,000,000 ordinary shares (25% interest) and 1 A class Preference Share. The Preference Share has the following rights:

- (a) Other than in respect of any of the matters set out in (b) below, the holder of the Preference Share has no voting rights at any meeting of Members except in respect of any resolution proposing to amend or otherwise adversely affect the rights attaching to the Preference Share.
- (b) At all times while the Company remains a public company limited by guarantee and owns the legal and beneficial interest in the Preference Share, SSDRLFC must not, without the consent of the Company as holder of the Preference Share:
- enter into a merger, joint venture, amalgamation or any similar form of arrangement with any other rugby league club;
 - make any decision to list the share capital of SSDRLFC or a derivative business of SSDRLFC on the official list of a stock exchange; or
 - change the Football Team's:
 - team colours from Cardinal Red and Myrtle Green (other than where the design incorporates colours other than Cardinal Red and Myrtle Green due to maker's marks or any minor modifications which are in line with other teams and trends);
 - name from "South Sydney District Rugby League Football Club" or "Rabbitohs";
- (c) rabbit logos *(other than any minor modifications which are in line with other teams and trends)*;
- (d) home ground to a venue outside the South Sydney District *(excluding ANZ Stadium, formerly known as Telstra Stadium)*; or
- (e) team song *("Glory, Glory to South Sydney")*.
- (c) The Preference Share entitles the holder to appoint two representatives to serve as Directors of the SSDRLFC board.
- (d) The Preference Share has no right to receive dividends.
- (e) The Preference Share is not transferable.
- (f) The Preference Share must not be purchased pursuant to a selective buy back without the written consent of the holder of the Preference Share.
- (g) No more than one Preference Share may be issued.
- (h) The Preference Share entitles the holder to priority in repayment of the amount of \$1.00 paid up on the Preference Share in priority to all other Shares in SSDRLFC in the event of winding up of SSDRLFC, and thereafter, has no further right to participate in any further assets of SSDRLFC upon its winding up.

Based on the above rights, the Company is deemed to have significant influence over SSDRLFC.

	Year ended 31 October 2014 \$	Year ended 31 October 2013 \$
--	-------------------------------------	-------------------------------------

8. TRADE AND OTHER PAYABLES

Current

Income received in advance	334,695	209,682
----------------------------	---------	---------

9. RECONCILIATION OF CASH FLOWS FROM OPERATING ACTIVITIES

Non-cash transaction during the year

The Company does not operate its own bank account. SSDRLFC administered all cash receipts and payments on behalf of the Company. All revenue, expenditure, assets and liabilities recognised in the statement of profit or loss and other comprehensive income and statement of financial position are recognised from non-cash transactions with SSDRLFC.

10. RELATED PARTIES

Amounts paid to key management personnel during the year were as follows:

	Year ended 31 October 2014 \$	Year ended 31 October 2013 \$
Short-term and long-term employee benefits	-	-

From time to time, key management personnel may purchase goods from the Company. These purchases are on the same terms and conditions as those entered into by other employees, customers or members and are trivial or domestic in nature.

OTHER RELATED PARTY TRANSACTIONS

Associates

During the year, South Sydney District Rugby League Football Club Limited ("the Football Club") provided administrative and back office support to the Company. Direct costs with respect to membership (eg. postage etc) were charged at cost. No charge was levied with respect to the value of time incurred by employees of the Football Club in providing such support, nor was there a 5% uplift to costs incurred by the Football Club in providing the administrative support as permitted under the South Sydney Rabbitohs Co-Operation and Subscription Deed.

The Football Club administered all cash receipts and payments on behalf of the Company. Accordingly no independent cash flows have been recorded by the Company for the current period.

The excess derived for the year ended 31 October 2014 of \$300,278 (2013: \$256,741) was granted to the Football Club in accordance with the terms of the restructure contained in the South Sydney Rabbitohs Co-Operation and Subscription Deed.

The excess for the year excludes share of profit/(loss) of associate as the South Sydney Rabbitohs Co-Operation and Subscription Deed notes that the amounts to be granted to the Football Club exclude amounts attributable to dividends received from the Football Club. The share of profits of associate would be realised through the declaration of dividends from the Football Club and thus should be excluded to ensure any future dividends will be beneficially received by the Company.

At the reporting date, an amount of \$334,695 (2013: \$209,682) is receivable from the Football Club with respect to 2015 subscription monies received on the Company's behalf.

11. SUBSEQUENT EVENTS

There have been no events subsequent to balance date which would have a material effect on the Company's financial statements at 31 October 2014.

12. COMPANY DETAILS

The company is incorporated and domiciled in Australia as a company limited by guarantee. In accordance with the Constitution of the Company, every Member of the Company undertakes to contribute an amount limited to \$4 per member in the event of the winding up of the Company during the time that he or she is a member or within one year thereafter. At 31 October 2014 there were 21,895 (2013: 19,075) Members.

The registered office of the Company is Level 4 / 265 Chalmers Street, Redfern, New South Wales, 2016.

DIRECTORS' DECLARATION

In the opinion of the directors of South Sydney Members Rugby League Football Club Limited ('the Company'):

- (a) the financial statements and notes, set out on pages 11 to 17, are in accordance with the Corporations Act 2001, including:
 - (i) giving a true and fair view of the financial position of the Company as at 31 October 2014 and of its performance, as represented by the results of its operations and its cash flows, for the period ended on that date;
 - (ii) complying with Australian Accounting Standards and the Corporations Regulations 2001; and
- (b) there are reasonable grounds to believe that the Company will be able to pay its debts as and when they become due and payable.

Dated at Redfern this 16th day of December 2014

Signed in accordance with a resolution of the directors:



Nicolas Pappas AM
Chairman

INDEPENDENT AUDITOR'S REPORT TO THE MEMBERS OF SOUTH SYDNEY MEMBERS RUGBY LEAGUE FOOTBALL CLUB LIMITED**REPORT ON THE FINANCIAL REPORT**

We have audited the accompanying financial report of South Sydney District Rugby League Football Club Limited (the Company), which comprises the statement of financial position as at 31 October 2014, and the statement of comprehensive income, statement of changes in equity and statement of cash flows for the year ended on that date, notes 1 to 12 comprising a summary of significant accounting policies and other explanatory information and the directors' declaration.

Directors' responsibility for the financial report

The directors of the company are responsible for the preparation of the financial report that gives a true and fair view in accordance with Australian Accounting Standards – Reduced Disclosure Requirements and the Corporations Act 2001 and for such internal control as the directors determine is necessary to enable the preparation of the financial report that is free from material misstatement, whether due to fraud or error.

Auditor's responsibility

Our responsibility is to express an opinion on the financial report based on our audit. We conducted our audit in accordance with Australian Auditing Standards. These Auditing Standards require that we comply with relevant ethical requirements relating to audit engagements and plan and perform the audit to obtain reasonable assurance whether the financial report is free from material misstatement.

An audit involves performing procedures to obtain audit evidence about the amounts and disclosures in the financial report. The procedures selected depend on the auditor's judgement, including the assessment of the risks of material misstatement of the financial report, whether due to fraud or error. In making those risk assessments, the auditor considers internal control relevant to the entity's preparation of the financial report that gives a true and fair view in order to design audit procedures that are appropriate in the circumstances, but not for the purpose of expressing an opinion on the effectiveness of the entity's internal control. An audit also includes evaluating the appropriateness of accounting policies used and the reasonableness of accounting estimates made by the directors, as well as evaluating the overall presentation of the financial report.

We performed the procedures to assess whether in all material respects the financial report presents fairly, in accordance with the Corporations Act 2001 and Australian Accounting Standards, a true and fair view which is consistent with our understanding of the Company's financial position and of its performance. We believe that the audit evidence we have obtained is sufficient and appropriate to provide a basis for our audit opinion.

Independence

In conducting our audit, we have complied with the independence requirements of the *Corporations Act 2001*.

Auditor's opinion

In our opinion:

- (a) the financial report of South Sydney Members Rugby League Football Club Limited is in accordance with the Corporations Act 2001, including:
 - (i) giving a true and fair view of the Company's financial position as at 31 October 2014 and of its performance for the year ended on that date; and
 - (ii) complying with Australian Accounting Standards and the Corporations Regulations 2001.

KPMG



Cameron Roan

Partner

Sydney

16 December 2014



MAJOR & SENIOR PARTNERS

Crown Resorts
De'Longhi Australia

PREMIER PARTNERS

Associated Foreign Exchange Australia (AFEX)
ALCATEL onetouch
Fujitsu General
ISC
Luxbet
Suttons South Sydney

ASSOCIATE PARTNERS

Body Science International
Capital Training Institute
Coca-Cola Amatil
Colgate Palmolive
Daily Telegraph
Deppro Australia
Lion
Peters of Kensington
Subway
The Juniors

CORPORATE PARTNERS

Abbey Engraving & Gifts
Able Liquid Waste
Alex Bowen Carpets
AnaB Designs
Ashby & Co Chartered Accountants
Attard Agencies
ATCO Structures & Logistics Pty Ltd
Australian Technology Park
Australian Turf Club
Avonmore on the Park
AVS Corporate Australia
Baywash Dry Cleaning and Laundry Services
Beiersdorf

Bigway Interiors Pty Ltd

Brad Ryder
C & J Auto Repairs
Camperdown Fitness
Campisi Electrical
Charas Constructions
Chester Hill Dental
Club Warehouse
Concrete Floor Protection
Connor & Solomon Architects
Coogee First National Real Estate
Coogee Legion Ex-Service Club
CPK Building Services
DD Corporate PL
First Class Travel
G & M Maxwell
Garlo's Pies
Green Options
Greg Johnson
Group Colleges Australia (Redfern Travel)
GSA Insurance Brokers
Guy Russo
Icons of Sport
IGA Hillston
Inspirations Paint & Colour Rockdale
Interlink Telecoms
J Steel Australasia
JEM Promotional Products
JMS Transport
K&W Signs & Maintenance
KARI Aboriginal Resources Inc
KH Electrical / Air Solutions
Kingsford Timber Mitre 10
LM Hayter & Sons Pty Ltd
Logitech Shop
Madison
Mr Mobile
Northwest Laser Cutting Services
OAMM
O'Connors Pharmacy

Oztech Plumbing
Park & Fly
Park Cafe on Chalmers
PKF Lawler Corporate Finance
PKF Lawler Partners
Radar Snake Defence
Raine & Horne Rockdale
Randwick City Council
Reilly & Sons Food Services
Rembrandt Suits Pty Ltd
Revesby North Post Office
Rix Refrigeration
SAAP Auto
SE Timber Floors & Shutters
Sienna Marina Bar & Restaurant
Sir Joseph Banks Hotel
Skin X
Spot Productions
Stax Electrical
T & S Valves & Fittings Supplies
Technical Audio Group
Telford's Bus & Coach
The Promotions Factory
Tonic Connective
Tourism Tropical North Queensland
Triple C Consulting
Tropicana Cafe
Tyrrell's Wines
Walsh's Village Pharmacy
Wattlegrove Air
Waznshaz Pty Ltd
Wilken Group
William Buck (NSW) Pty Ltd
Windsor Income Protection
XXIV Septem Pty Ltd

**SOUTH SYDNEY DISTRICT RUGBY LEAGUE FOOTBALL CLUB LIMITED***The Beginning.....*

South Sydney District Rugby League Football Club was formed at a public meeting held at Redfern Town Hall on 17 January 1908.

On March 5, 1908, the NSW Rugby League issued the Club its receipt No. 2 for their £ -1 – 1 – 0 affiliation fee.

The Club's first premiership match, also the first in the NSWRL competition, was played at Birchgrove Oval on Easter Monday, 20 April 1908. Souths defeated North Sydney 11-7. Winger Tommy Anderson scored Souths first try, with others added during the historic game by forwards Dick Green and Harold Butler, who also kicked a goal.

The Club was incorporated as a company limited by guarantee at a Special General Meeting on 13 June 1982.

The rebirth of the Rabbitohs began on 7 June, 2006 through a new partnership between Russell Crowe, Peter Holmes à Court and the 8000 Members of the Club. The voting Members of the Football Club voted by a 75.8% majority to convert the Club from a company limited by guarantee to a company limited by shares at an Extraordinary General Meeting held on 19 March 2006.

OUTSTANDING SEASONS

1925: Won the first, reserve and third grade premierships and City Cup. First grade was undefeated in its 12 matches – the first and still the only team to win every game in a season.

1953: Won the first and reserve grade premierships, Club Championship and President's Cup (then the only interdistrict junior competition). Runner – up in third grade, losing 11-9, after playing extra time.

1968: Won first and reserve grade premierships, Club Championships, President's Cup and Flegg Trophy. Third grade defeated 14-9 in preliminary final.

1969: Minor premiers and runner's up in first grade. Minor premiers in reserve grade. Won third grade premiership, Club Championship, Pre-season Competition, President's Cup, Flegg Trophy and Ball Cup.

TEAM ACHIEVEMENTS**PREMIERSHIPS AND COMPETITIONS****First Grade Premiers: 21**

1908, 1909, 1914, 1918, 1925, 1926, 1927, 1928, 1929, 1931, 1932, 1950, 1951, 1953, 1954, 1955, 1967, 1968, 1970, 1971, 2014

First Grade Runners-Up: 13

1910, 1916, 1917, 1920, 1923, 1924, 1935, 1937, 1939, 1949, 1952, 1965, 1969

Reserve Grade Premiers: 20

1913, 1914, 1917, 1923, 1924, 1925, 1926, 1927, 1929, 1931, 1932, 1934, 1943, 1945, 1952, 1953, 1956, 1966, 1968, 1983

Reserve Grade Runners-Up: 7

1918, 1920, 1930, 1954, 1963, 1964, 1967

Third/Under23/Under21 Grade Premiers: 10

1912, 1918, 1925, 1928, 1933, 1962, 1969, 1981, 1986, 1989

Third/Under23/Under21/Toyota Cup Runners-Up: 15

1913, 1926, 1934, 1935, 1936, 1942, 1952, 1953, 1954, 1956, 1961, 1966, 1970, 1987, 2010

Third Grade South Sydney affiliated Clubs Premiers: 7

1908 (Sydney), 1909 (S.S. Federal), 1910 (Sydney), 1913 (S.S. Federal), 1921, 1922 (Mascot), 1923 (Kensington).

Club Champions (1930 -): 9

1932, 1933, 1952, 1953, 1954, 1967, 1968, 1969, 1989

**City Cup Won (1912 – 1925, first grade): 4**

1912, 1921, 1924, 1925

City Cup Runners-Up: 2

1914, 1917

Sports Ground Cup won (1912-1916, reserve grade): 3

1914, 1915, 1916 – won outright.

League's Cup won (1917 – 1926 reserve grade): 4

1917, 1918, 1919, 1922

Pre-season competition won (1962 – 1981, 1990 – 1995): 5

1966, 1969, 1972, 1978, 1994

Mid-week Knockout Cup won (1974 – 1989): 1

1971 as Tooth Cup

State Championship won (1932, 1939-1945): 1

1932

Sevens won (1988 - 2005): 1

1988

JUNIORS COMPETITIONS WON**Munn Cup (1908 – 1910): 3**

1908, 1909, 1910 – won outright

President's Cup (1910 -): 20

1936, 1942, 1943, 1951, 1953, 1960, 1961, 1962, 1963, 1964, 1965, 1968, 1969, 1971, 1972, 1974, 1977, 1980, 1982, 1983

H.J. Flegg Trophy (1961 -): 8

1962, 1964, 1966, 1967, 1968, 1969, 1972, 1978

S.G. Ball Cup (1965 -): 10

1965, 1969, 1974, 1975, 1976, 1979, 1980, 1986, 1994, 1998

H. Matthews Cup (1970 -): 1

1974

Junior Club Championship (1982 -): 1

1986

Lennox Cup (1947 – 1950): 1

1948



**SUMMARY****78 NSWRL** Grade competitions won**44 NSWRL** junior competitions won**Total: 122****LARGEST HOME GROUND ATTENDANCES****No specific Home Ground (1908 - 1927):**

31,500 at Sydney Cricket Ground V St George, 18 June 1927

Sydney Sports Ground (1928 - 1947):

31,095 v Balmain 4 June 1967

32,373 v Western Suburbs (Final) 16 September 1950, when not at home ground.

Redfern Oval (1948 - 1987):

23,257 v Manly-Warringah 19 July 1987

Sydney Football Stadium (1988 - 2005):

35,316 v Sydney Roosters 15 March 2002 (competition round)

40,000 v Balmain 10 September 1989 (Preliminary Final)

36,804 vs St George Illawarra 16 February 2002 (Charity Shield)

ANZ Stadium (2006 - current):

59,708 v Roosters 6 September 2013 (competition round)

83,833 v Bulldogs 5 October 2014 (Grand Final)

24,566 v St George Illawarra Dragons 18 February 2006 (Charity Shield)

LARGEST ATTENDANCE AT ANY GROUND

ANZ Stadium; 83,833 v Bulldogs, Grand Final, 5 October 2014

HIGHEST SCORE AND BIGGEST WINNING MARGIN IN PREMIERSHIP GAME

67 – 0 Western Suburbs, Sydney Showground, 23 July 1910

INDIVIDUAL ACHIEVEMENTS**MOST GAMES IN FIRST GRADE:** 229 John Sutton 2004 - Current**MOST GAMES IN ALL GRADES:** 297 Craig Coleman 1980 – 1992**FIRST GRADE SCORING FEATS****MOST POINTS IN CAREER:** 1841 Eric Simms 1965 – 1975 (23 tries, 803 goals, 86 field goals)**MOST POINTS IN A SEASON:** 265 Eric Simms 1969 (1 try, 112 goals, 19 field goals)**MOST POINTS IN A GAME:** 29 Johnny Graves v Eastern Suburbs, Sydney Sports Ground, 7th June 1952 (3 tries, 10 goals).**MOST TRIES IN CAREER:** 146 Nathan Merritt 2002 - 2014**MOST TRIES IN A SEASON:** 29 Les Brennan 1954**MOST TRIES IN A GAME:** 5 Harold Horder Vs North Sydney 4 June 1917 and 14 July 1917; Alan Quinlivan v University 11 July 1936; Don Manson V University 17 April 1937; John Graves v Eastern Suburbs 16 July 1949; Ian Moir v Parramatta 1 June 1957; Eric Sladden v Parramatta 10 August 1957; Nathan Merritt v Parramatta 8 August 2011**MOST GOALS IN CAREER:** 890 Eric Simms 1965-1975**23****MOST GOALS IN SEASON:** 131 Eric Simms 1969**MOST GOALS IN A GAME:** 11 Eric Simms v Cronulla 11 April 1969 and v Penrith 27 July 1969**MOST TRIES IN CAREER BY A FORWARD:** 100 Bob McCarthy 1963-1975, 1978**MOST TRIES IN SEASON BY A FORWARD:** 17 Bob McCarthy 1971**MOST TRIES IN A GAME BY A FORWARD:** 4 Ernie Lapham v Glebe 13 June 1925; v Balmain 21 May 1927, North Sydney 28 May 1927; Les Cowie v Balmain 1 September 1956**AUSTRALIAN CAPTAINS IN TESTS/WORLD SERIES:** 5 Arthur Hennessy, Clive Churchill, John Sattler, Bob McCarthy, Ron Coote**OTHER NATIONS CAPTAINS IN TESTS/WORLD CUPS:** 2 Roy Asotasi (New Zealand, Samoa), Nigel Vagana (Samoa)**PLAYED FOR AUSTRALIA WHILE WITH SOUTH SYDNEY - 65**

Tommy Anderson, Jim Armstrong, Alf Blair, Cecil Blinkhorn, Ray Branighan, Tim Brasher, Arthur Butler, Bill Cann, Mark Carroll, Clive Churchill, Michael Cleary, Ron Coote, Les Cowie, Frank Curran, Steve Darmody, Les Davidson, Jim Davis, Denis Donoghue, Terry Fahey, Harry Finch, Bryan Fletcher, Herb Gilbert, Bob Grant, John Graves, Howard Hallett, Ernie Hammerton, Greg Hawick, Arthur Hennessy, Bob Honan, Harold Horder, Greg Inglis, Brian James, Harry Kadwell, Clem Kennedy, John Kerwick, Jack Levison, Eric Lewis, Jim Lisle, Bob McCarthy, Eddie McGrath, Paddy Maher, Ian Moir, Ray Norman, Alf O'Connor, Frank O'Connor, John O'Neill, Arthur Oxford, George Piggins, Denis Pittard, Bernie Purcell, Jack Rayner, Eddie Root, John Rosewell, Paul Sait, John Sattler, Eric Simms, Bill Spence, Gary Stevens, David Taylor, George Treweek, Dylan Walker, Elwyn Walters, Benny Wearing, Jack Why, Perce Williams

PLAYED FOR AUSTRALIA BEFORE OR AFTER PLAYED WITH SOUTH SYDNEY – 38

Braith Anasta, Royce Ayliffe, Peter Burge, Hugh Byrne, Darrell Chapman, Michael Crocker, Ron Crowe, Col Donohoe, Jim Dymock, Percy Fairall, Bob Gehrke, Brian Hambly, Shannon Hegarty, Terry Hill, Ray Hines, Johnny Hutchinson, Matt King, Adam MacDougall, Ian Mackay, Mark McGaw, Keith Middleton, Jim Morgan, Webby Neill, Rex Norman, Claude O'Donnell, Bryan Orrock, Bill Owen, David Peachey, Russell Richardson, Ian Roberts, Craig Salvatori, Jim Serdaris, Billy Thompson, Peter Tunks, Lote Tuqiri, Harry Wells, Graham Wilson, Craig Wing

PLAYED FOR SOUTH SYDNEY AND OTHER COUNTRIES – 47

* Indicates while with Souths

Fred Anderson (South Africa as guest), *Roy Asotasi (New Zealand, Samoa), Bobby Banham (New Zealand), *George Burgess(England), *Sam Burgess (England), *Thomas Burgess (England), John Burke (Britain), *Angelo Dymock (Tonga), *David Fa'alogo (New Zealand, Samoa), *Joe Falemaka (Tonga), Joe Galuvao (New Zealand), Henderson Gill (Britain), *Tere Glassie (Cook Islands), Bryson Goodwin (New Zealand), *Terry Hermansson (New Zealand), Phil Howlett (Tonga), Lee Jackson (Britain), *David Kidwell (New Zealand), *Apisai Koroisau (Fiji), *Jeff Lima (Samoa), Filimone Lolohea (Tonga), Bernie Lowther (New Zealand), *Issac Luke (New Zealand) Willie Manu (Tonga), *Manase Manukafoa (Tonga), Darren Maroon (Lebanon), Martin Masella (Tonga), Mark Minichiello (Italy), Fufui Moimoi (New Zealand, Tonga), *Gene Ngamu (New Zealand), *Eddie Paea (Tonga), Eddy Pettybourne (USA), Gary Price (Britain), Frank Puletua (Samoa), Ian Rubin (Russia), Sean Skelton (South Africa), *Alan Skene (South Africa), Craig Smith (New Zealand), *Jeremy Smith (New Zealand), *Tyran Smith (New Zealand), James Storer (Fiji), *Fetuli Talanoa (Tonga), Ben Te'o (Samoa), *Lote Tuqiri (Fiji), Nigel Vagana (New Zealand), *Nigel Vagana (Samoa), *Jason Williams (New Zealand)

SOUTH SYDNEY JUNIOR PLAYERS WHO BECAME INTERNATIONALS – 55

Braith Anasta, Bob Banham, Alf Blair, Ray Branighan, Gordon Clifford, Ron Coote, Les Cowie, Steve Darmody, Denis Donoghue, Col Donohoe, Angelo Dymock, Jim Dymock, Harry Finch, Tere Glassie, Brian Hambly, Ernie Hammerton, Greg Hawick, Terry Hill, Keith Holman, Harold Horder, Harry Kadwell, Clem Kennedy, John Kerwick, Eric Lewis, Reni Maitua, Martin Masella, Bob McCarthy, Brian Moore, Brett Mullins, Wally O'Connell, Alf O'Connor, Frank O'Connor, Bryan Orrock, Arthur Oxford, George Piggins, Bernie Purcell, Ian Roberts, Eddie Root, Paul Sait, Craig Salvatori, Jim Serdaris, Eric Simms, Tyran Smith, Bill Spence, Gary Stevens, Brad Takairangi, Billy Thompson, George Treweek, Jack Troy, Dylan Walker, Benny Wearing, Jack Why, Perce Williams, Graham Wilson, Craig Wing.

NEW SOUTH WALES STATE OF ORIGIN WHILE WITH SOUTH SYDNEY (1980-CURRENT) - 15

Phil Blake, David Boyle, Tim Brasher, Mark Carroll, Les Davidson, Mario Fenech, Bryan Fletcher, Gary Hambly, Graham Lyons, Tony Melrose, Nathan Merritt, Ziggy Niszczot, Tony Rampling, Peter Tunks, Craig Wing.

QUEENSLAND STATE OF ORIGIN WHILE WITH SOUTH SYDNEY (1980-CURRENT) - 7

Mitch Brennan, Michael Crocker, Ashley Harrison, Greg Inglis, Chris McQueen, David Taylor, Ben Te'o.

STATE OF ORIGIN BEFORE OR AFTER SOUTH SYDNEY (1980-CURRENT) - 22

Braith Anasta (NSW), Royce Ayliffe (NSW), Jim Dymock (NSW), Terry Fahey (NSW), Marty Gurr (NSW), David Hall (NSW), Shannon Hegarty (QLD), Terry Hill (NSW), Lindsay Johnston (NSW), Matt King (NSW), Adam MacDougall (NSW), Mark McGaw (NSW), Adam Muir (NSW), David Peachey (NSW), Ian Roberts (NSW), Ben Ross (QLD), Craig Salvatori (NSW), Jim Serdaris (NSW), Craig Smith (QLD), Lote Tuqiri (QLD), Chris Walker (QLD), Rhys Wesser (QLD).

YOUNGEST PLAYER IN FIRST GRADE STARTING TEAM: Les Bell, 15 May 1943 v North Sydney, 17 years 4 months.**YOUNGEST PLAYER IN FIRST GRADE AT ANY STAGE:** Paul Mellor, replacement, 30 June 1991 v Gold Coast, 16 years 10 months.**24**

AWARD WINNERS

E.E. CHRISTENSEN PLAYER OF THE YEAR (1946 – 1977): Clive Churchill, 1949, 1950, 1952; Jack Rayner 1953; Ron Cooté 1968, 1969

COACH OF THE YEAR (1971 -):: George Piggins 1986, 1989

CLAUDE CORBETT MEMORIAL TROPHY (1946 -):: Clive Churchill 1950, 1954

DALLY M PLAYER OF THE YEAR (1980 -):: Robert Laurie 1980

DALLY M POSITIONAL AND OTHER AWARDS (1980 -):: Robert Laurie 1980 (Five-eighth of the year); Nathan Gibbs 1980 (Second-rower of the year); Mick Pattison 1981 (Five-eighth of the year); Ian Roberts 1987 (Prop of the year); Phil Blake 1989 (Five-eighth of the year); Matt Parsons 1999 (Prop of the year); Nathan Merritt 2006 (Top try scorer of the year); Chris Sandow 2008 (Rookie of the year); Nathan Merritt 2009 (Peter Frilingos memorial award for headline moment of the year); Nathan Merritt 2011 (Top try scorer of the year); Chris Sandow 2011 (Top point scorer of the year); Adam Reynolds 2012 (Rookie of the year); George Burgess 2013 (Rookie of the year); Greg Inglis 2013 (Fullback of the year, Provan-Summons Medal); Burgess Family 2013 (Peter Frilingos memorial award for headline moment of the year); Sam Burgess 2014 (Lock of the year)

RUGBY LEAGUE WEEK PLAYER OF THE YEAR (1970 -):: Bob Grant 1971

ROTHMAN'S MEDAL (1968 - 1996): Denis Pittard 1969, 1971

SYDNEY MORNING HERALD BEST & FAIREST: Clive Churchill 1952; Fred Nelson 1959; Richie Powell 1964; Denis Pittard 1971, 1973

HARRY SUNDERLAND MEDAL (1964 -):: Ron Cooté 1970

TELEGRAPH-TCN9 PLAYER OF THE YEAR (1946 – 1967): Ron Cooté 1967

KEN STEPHEN CITIZENSHIP AWARD (1988 -):: Michael Andrews 1993

GEORGE PIGGINS MEDAL (2003 -):: Bryan Fletcher 2003, Ashley Harrison 2004, Peter Cusack 2005, David Fa'alogo 2006, Roy Asotasi 2007, Luke Stuart 2008, John Sutton 2009, Issac Luke 2010, Nathan Merritt 2011, John Sutton 2012, Greg Inglis/John Sutton 2013, Sam Burgess 2014



2014 MAJOR PARTNERS



2014 PREMIUM PARTNERS



2014 ASSOCIATE PARTNERS





graysonline.com painAW

Sydney Olympic Park

TOORNEY'S NEW

JOIN THE FIGHT AGAINST DOMESTIC VIOLENCE

sydney.com

WE LOVE FINALS FOOTY

WE LOVE FINALS FOOTY

NRL
TELSTRA
PREMIERSHIP

GRAND FINAL 2014
SYDNEY

#NRLGF

SOUTH SYDNEY
RABBITS
EST. 1888

VICTORIA
VB
BITTER

VF Commodore

VF Commodore

HOLDEN THINK IN HOLDEN

sydney.com

sydney.com

sydney.com

sydney.com

sydney.com

sydney.com

sydney.com

sydney.com

sydney.com

sydney.com

sydney.com

sydney.com

NRL RESULTS - PREMIERSHIP MATCHES 2014

Round	Date	Opposition	Venue	Home/Away	For	Against	Win/Loss	Tries	Goals	Field Goals
1	Thu 6 March 2014	Sydney Roosters	ANZ Stadium	Home	28	8	Win	Greg Inglis 3 Bryson Goodwin	Adam Reynolds 6	
2	Fri 14 Mar 2014	Manly-Warringah Sea Eagles	Central Coast Stadium	Away	12	14	Loss	Beau Champion Sam Burgess	Adam Reynolds 2	
3	Fri 21 Mar 2014	Wests Tigers	ANZ Stadium	Away	16	25	Loss	Joel Reddy 2 Ben Lowe	Adam Reynolds 2	
4	Sun 30 Mar 2014	Canberra Raiders	ANZ Stadium	Home	18	30	Loss	George Burgess Chris McQueen Dylan Walker	Adam Reynolds 3	
5	Sat 5 April 2014	St George Illawarra Dragons	Sydney Cricket Ground	Away	26	6	Win	Luke Burgess Sam Burgess Jason Clark Greg Inglis	Adam Reynolds 5	
6	Fri 11 April 2014	Penrith Panthers	Sportingbet Stadium	Away	18	2	Win	Kirisome Auva'a Nathan Merritt Kyle Turner	Adam Reynolds 3	
7	Fri 18 April 2014	Canterbury-Bankstown Bulldogs	ANZ Stadium	Home	14	15	Loss	Sam Burgess John Sutton	Adam Reynolds 3	
8	Fri 25 April 2014	Brisbane Broncos	Suncorp Stadium	Away	28	26	Win	Kirisome Auva'a George Burgess Greg Inglis Alex Johnston Apisai Koroisau	Adam Reynolds 4	
9	Sat 10 May 2014	Gold Coast Titans	Cbus Super Stadium	Away	40	18	Win	Dylan Walker 4 Alex Johnston 2 Kirisome Auva'a	Bryson Goodwin 4 Adam Reynolds 2	
10	Fri 16 May 2014	Melbourne Storm	ANZ Stadium	Home	14	27	Loss	Alex Johnston 2 Adam Reynolds	Adam Reynolds	
11	Mon 26 May 2014	Cronulla-Sutherland Sharks	Remondis Stadium	Away	18	0	Win	Kirisome Auva'a Sam Burgess Cameron McInnes	Adam Reynolds 3	
12	Mon 2 June 2014	St George Illawarra Dragons	ANZ Stadium	Home	29	10	Win	Joel Reddy 2 Sam Burgess Adam Reynolds Dylan Walker	Adam Reynolds 3 Dylan Walker	Adam Reynolds
13	Sat 7 May 2014	New Zealand Warriors	nib Stadium	Home	34	18	Win	David Tyrrell 2 Dylan Walker 2 Joel Reddy Kyle Turner	Adam Reynolds 5	
14	Fri 13 June 2014	Wests Tigers	ANZ Stadium	Home	32	10	Win	Alex Johnston 2 Kyle Turner 2 Nathan Merritt	Adam Reynolds 6	
15	Bye									
16	Sat 28 June 2014	North Queensland Cowboys	1300 SMILES Stadium	Away	18	20	Loss	Jason Clark Greg Inglis Chris McQueen	Adam Reynolds 3	
17	Mon 7 July 2014	Gold Coast Titans	ANZ Stadium	Home	10	14	Loss	Luke Keary	Adam Reynolds 3	
18	BYE									
19	Fri 18 July 2014	Parramatta Eels	Pirtek Stadium	Away	32	12	Win	Sam Burgess 2 Alex Johnston 2 Lote Tuqiri Kyle Turner	Issac Luke 2 Adam Reynolds 2	

Round	Date	Opposition	Venue	Home/Away	For	Against	Win/Loss	Tries	Goals	Field Goals
20	Mon 28 July 2014	Canberra Raiders	GIO Stadium	Away	34	18	Win	Bryson Goodwin 2 Alex Johnston 2 Adam Reynolds 2 Dylan Walker	Adam Reynolds 3	
21	Sun 3 August 2014	Newcastle Knights	Barlow Park	Home	50	10	Win	Alex Johnston 3 Kirisome Auva'a 2 Thomas Burgess Greg Inglis Chris McQueen Lote Tuqiri Dylan Walker	Adam Reynolds 5	
22	Fri 8 August 2014	Manly-Warringah Sea Eagles	Sydney Cricket Ground	Home	23	4	Win	Kirisome Auva'a Sam Burgess Alex Johnston Kyle Turner	Adam Reynolds 3	Adam Reynolds
23	Thu 14 August 2014	Brisbane Broncos	ANZ Stadium	Home	42	16	Win	Greg Inglis 3 Kirisome Auva'a Luke Keary Chris McQueen Lote Tuqiri	Adam Reynolds 6 Ben Lowe	
24	Sat 23 August 2014	North Queensland Cowboys	ANZ Stadium	Home	10	22	Loss	Alex Johnston Joe Picker	Adam Reynolds	
25	Thu 28 August 2014	Canterbury-Bankstown Bulldogs	ANZ Stadium	Away	21	14	Win	Sam Burgess 2 Lote Tuqiri	Adam Reynolds 4	Adam Reynolds
26	Thu 4 September 2014	Sydney Roosters	Allianz Stadium	Away	18	22	Loss	Dylan Walker Alex Johnston Lote Tuqiri	Issac Luke 3	
Qualifying Final	Fri 12 September 2014	Manly-Warringah Sea Eagles	Allianz Stadium	Away	40	24	Win	Alex Johnston 2 Adam Reynolds 2 Dylan Walker Lote Tuqiri Luke Keary	Adam Reynolds 6	
Semi Final	Bye									
Preliminary Final	Fri 26 September 2014	Sydney Roosters	ANZ Stadium	Home	32	22	Win	Greg Inglis 2 Lote Tuqiri Alex Johnston Ben Te'o	Adam Reynolds 6	
Grand Final	Sun 5 October 2014	Canterbury-Bankstown Bulldogs	ANZ Stadium	Home	30	6	Win	Alex Johnston George Burgess Kirisome Auva'a Adam Reynolds Greg Inglis	Adam Reynolds 5	

2014 CLUB AWARDS

George Piggins Medal NRL Best and Fairest	–	Sam Burgess
Jack Rayner Players' Player award	–	Sam Burgess
Bob McCarthy Clubman of the Year award	–	Sam Burgess
John Sattler Rookie of the Year award	–	Alex Johnston
Roy Asotasi Members' Choice award	–	Sam Burgess
The Burrow Player of the Year award	–	Sam Burgess
NYC Best and Fairest award	–	Cheyne Whitelaw
NYC Players' Player award	–	Jack Gosiewski
Best Try of the Year award	–	Greg Inglis (Long range try against the Broncos at Suncorp Stadium on ANZAC Day in Round 8)
Best Hit of the Year award	–	Issac Luke (Chased down Cheyse Blair against the Sea Eagles at Bluetongue Stadium in Round 2)

2014 NRL PLAYER STATISTICS

SURNAME	FIRST NAME	TOTAL GAMES	TRIES	GOALS	FIELD GOALS	TOTAL POINTS
Auva'a	Kirisome	21	9	0	0	36
Burgess	George	23	3	0	0	12
Burgess	Luke	18	1	0	0	4
Burgess	Sam	26	10	0	0	40
Burgess	Tom	17	1	0	0	4
Champion	Beau	2	1	0	0	4
Clark	Jason	22	2	0	0	8
Goodwin	Bryson	13	3	4	0	20
Inglis	Greg	24	13	0	0	52
Johnston	Alex	18	21	0	0	84
Keary	Luke	12	3	0	0	12
Koroisau	Apisai	14	1	0	0	4
Lowe	Ben	17	1	1	0	6
Luke	Issac	18	0	5	0	10
McInnes	Cameron	7	1	0	0	4
McQueen	Chris	20	4	0	0	16
Merritt	Nathan	12	2	0	0	8
Neale	Nathaniel	1	0	0	0	0
Picker	Joe	11	1	0	0	4
Reddy	Joel	6	5	0	0	20
Reynolds	Adam	26	7	95	3	221
Sutton	John	22	1	0	0	4
Te'o	Ben	17	1	0	0	4
Tuqiri	Lote	16	7	0	0	28
Turner	Kyle	24	6	0	0	24
Tyrrell	David	27	2	0	0	8
Walker	Dylan	24	12	1	0	50
TOTAL		458	118	106	3	687

2014 NRL LADDER

CLUB	PLAYED	WON	DRAWN	LOST	BYE	FOR	AGAINST	DIFFERENCE	POINTS %	POINTS
1 Sydney Roosters	24	16	0	8	2	615	385	+230	159.74%	36
2 Manly-Warringah Sea Eagles	24	16	0	8	2	502	399	+103	125.81%	36
3 South Sydney Rabbitohs	24	15	0	9	2	585	361	+224	162.05%	34
4 Penrith Panthers	24	15	0	9	2	506	426	+80	118.78%	34
5 North Queensland Cowboys	24	14	0	10	2	596	406	+190	146.80%	32
6 Melbourne Storm	24	14	0	10	2	536	460	+76	116.52%	32
7 Canterbury-Bankstown Bulldogs	24	13	0	11	2	446	439	+7	101.59%	30
8 Brisbane Broncos	24	12	0	12	2	549	456	+93	120.39%	28
9 New Zealand Warriors	24	12	0	12	2	571	491	+80	116.29%	28
10 Parramatta Eels	24	12	0	12	2	477	580	-103	82.24%	28
11 St George Illawarra Dragons	24	11	0	13	2	469	528	-59	88.83%	26
12 Newcastle Knights	24	10	0	14	2	463	571	-108	81.09%	24
13 Wests Tigers	24	10	0	14	2	420	631	-211	66.56%	24
14 Gold Coast Titans	24	9	0	15	2	372	538	-166	69.14%	22
15 Canberra Raiders	24	8	0	16	2	466	623	-157	74.80%	20
16 Cronulla-Sutherland Sharks	24	5	0	19	2	334	613	-279	54.49%	14

NSW CUP RESULTS - NORTH SYDNEY BEARS - PREMIERSHIP MATCHES 2014

Round	Date	Opposition	Venue	Home/Away	For	Against	Win/Loss	Tries	Goals	Field Goals
1	Sat 8 March 2014	Wyong Roos	Morry Breen Oval	Away	34	6	Win	Kirisome Auva'a 3 Joel Reddy Chris Centrone Curtis Johnston Kane Morgan	Apisai Koroisau 3	
2	Bye									
3	Sun 23 March 2014	Newcastle Knights	St Johns Oval	Away	22	50	Loss	Curtis Johnston 2 Cameron McInnes 2 Alex Johnston	Aaron Gray	
4	Sat 29 March 2014	Mounties	Aubrey Keech Reserve	Away	18	20	Loss	Curtis Johnston Alex Johnston Chris Grevsmuhl Aaron Gray	Aaron Gray	
5	Sat 5 April 2014	Illawarra Cutters	WIN Stadium	Away	6	38	Loss	Aaron Gray	Kurt Aldridge	
6	Sun 13 April 2014	Wyong Roos	North Sydney Oval	Home	12	22	Loss	Brad Lupi Alex Johnston	Kurt Aldridge Matt Evans	
7	Sat 19 April 2014	Manly-Warringah Sea Eagles	North Sydney Oval	Home	14	42	Loss	J Uluibau 2 J Williams	Kurt Aldridge	
8a	Sun 27 April 2014	Wentworthville Magpies	North Sydney Oval	Home	16	20	Loss	Mark O'Dare 3 Lote Tuqiri		
8b	Sat 3 May 2014	Canterbury-Bankstown Bulldogs	Sportingbet Stadium	Home	20	27	Loss	J Uluibau 2 Tulsa Saumamao T Paiaaau	Kurt Aldridge 2	
9	Sat 10 May 2014	Newtown Jets	Henson Park	Away	22	44	Loss	J Roberts 2 Jackson Garlick Kurt Aldridge	Kurt Aldridge 3	
10	Sun 18 May 2014	Newcastle Knights	North Sydney Oval	Home	18	12	Win	Nathan Merritt Joe Picker Joel Reddy Curtis Johnston	Kurt Aldridge	
11	Sat 24 May 2014	New Zealand Warriors	North Sydney Oval	Home	22	36	Loss	Curtis Johnston 2 Chris Grevsmuhl Duncan Low	Kurt Aldridge 3	
12	Sat 31 May 2014	Cronulla-Sutherland Sharks	Remondis Stadium	Away	18	25	Loss	Mark O'Dare Joe Picker Jordan Worboys	Kurt Aldridge 3	
13	Sun 8 June 2014	Newtown Jets	North Sydney Oval	Home	16	38	Loss	J Uluibau Curtis Johnston Matt Hyland	Kurt Aldridge 2	
14	Sat 14 June 2014	Manly-Warringah Sea Eagles	Leichhardt Oval	Away	22	54	Loss	Mark O'Dare 2 Curtis Johnston Cameron McInnes	Luke Keary 2 Chris Grevsmuhl	
15	Sun 22 June 2014	Penrith Panthers	North Sydney Oval	Home	28	32	Loss	S Tavita Chris Grevsmuhl Irae Simone Mark O'Dare J Uluibau	Kurt Aldridge 3 Irae Simone	
16	Bye									
17	Sun 6 July 2014	Wentworthville Magpies	Ringrose Park	Away	16	56	Loss	Mark O'Dare Curtis Johnston Matt Hyland	Kurt Aldridge 2	
18	SAT 12 JULY 2014	Wests Tigers	North Sydney Oval	Home	24	42	Loss	Curtis Johnston 3 Nathaniel Neale Tom Hughes	Kurt Aldridge 2	

Round	Date	Opposition	Venue	Home/Away	For	Against	Win/Loss	Tries	Goals	Field Goals
19	Sat 19 July 2014	Illawarra Cutters	North Sydney Oval	Home	12	26	Loss	Chris Grevsstuhl Luke Burgess	Bryson Goodwin 2	
20	Sat 26 July 2014	Wests Tigers	Campbelltown Stadium	Away	22	30	Loss	Curtis Johnston 2 Jordan Worboys J Uluibau	Apisai Koroisau 3	
21	Sat 2 August 2014	Canterbury-Bankstown Bulldogs	Belmore Sports Ground	Away	16	34	Loss	Mark O'Dare Apisai Koroisau Curtis Johnston	Apisai Koroisau 2	
22	Sat 9 August 2014	Penrith Panthers	Sportingbet Stadium	Away	12	68	Loss	Matt Hyland Chris Grevsstuhl	Kurt Aldridge 2	
23	Sat 16 August 2014	Mounties	GIO Stadium	Away	0	40	Loss			
24	Sat 23 August 2014	Cronulla-Sutherland Sharks	North Sydney Oval	Home	10	32	Loss	Kurt Aldridge Mark O'Dare	Kurt Aldridge	
25	Sun 31 August 2014	New Zealand Warriors	Mt Smart Stadium	Away	12	48	Loss	Jesse Roberts Nathaniel Neale	Kurt Aldridge 2	

2014 NSW CUP LADDER

CLUB	PLAYED	WON	DRAWN	LOST	BYE	FOR	AGAINST	DIFFERENCE	POINTS %	POINTS
1 Penrith Panthers	24	20	0	4	2	754	431	+323	174.94%	44
2 Newcastle Knights	24	15	0	9	2	695	548	+147	126.82%	34
3 Wentworthville Magpies	24	15	0	9	2	718	659	+59	108.95%	34
4 Illawarra Cutters	24	13	2	9	2	656	496	+160	132.26%	32
5 Mounties	24	14	0	10	2	692	535	+157	129.35%	32
6 Wests Tigers	24	14	0	10	2	621	560	+61	110.89%	32
7 Wyong Roos	24	13	0	11	2	506	556	-50	91.01%	30
8 New Zealand Warriors	24	12	1	11	2	549	510	+39	107.65%	29
9 Cronulla-Sutherland Sharks	24	12	0	12	2	623	591	+32	105.41%	28
10 Newtown Jets	24	11	1	12	2	605	656	-51	92.23%	27
11 Canterbury-Bankstown Bulldogs	24	6	2	16	2	529	659	-130	80.27%	18
12 Manly-Warringah Sea Eagles	24	6	0	18	2	478	795	-317	60.13%	16
13 North Sydney Bears	24	2	0	21	2	412	842	-430	48.93%	8



2014 HOLDEN CUP RESULTS

Round	Date	Opposition	Venue	Home/ Away	For	Against	Win/ Loss	Tries	Goals	Field Goals
1	Thu 6 March 2014	Sydney Roosters	ANZ Stadium	Home	34	32	Win	Wallace Tangiiti 2 Cameron McInnes 2 Cheyne Whitelaw Alex Johnston	Irae Simone 5	
2	Fri 14 March 2014	Manly-Warringah Sea Eagles	Central Coast Stadium	Away	30	16	Win	Sam Manuleleua 2 Aaron Gray Tom Hughes Sam Young Cameron McInnes	Irae Simone 3	
3	Fri 21 March 2014	Wests Tigers	ANZ Stadium	Away	16	26	Loss	Irae Simone 2 Cheyne Whitelaw	Irae Simone 2	
4	Sun 30 March 2014	Canberra Raiders	ANZ Stadium	Home	30	34	Loss	Tim Davidson Taylam Halls Tom Hughes Tulsa Saumamao Irae Simone	Irae Simone 5	
5	Sat 5 April 2014	St George Illawarra Dragons	Sydney Cricket Ground	Away	4	36	Loss	Sam Young		
6	Fri 11 April 2014	Penrith Panthers	Sportingbet Stadium	Away	10	26	Loss	Tulsa Saumamao Sam Young	Irae Simone	
7	Fri 18 April 2014	Canterbury-Bankstown Bulldogs	ANZ Stadium	Home	34	26	Win	Jack Gosiewski Aaron Gray Tom Hughes Devon Makoare-Boyce Irae Simone Eden Syme	Irae Simone 5	
8	Fri 25 April 2014	Brisbane Broncos	Suncorp Stadium	Away	12	20	Loss	Irae Simone Sam Young	Irae Simone 2	
9	Sat 10 May 2014	Gold Coast Titans	Cbus Super Stadium	Away	24	14	Win	PJ Los'e Devon Makoare-Boyce Cheyne Whitelaw	Irae Simone 4	
10	Fri 16 May 2014	Melbourne Storm	ANZ Stadium	Home	36	8	Win	Tom Hughes 2 Jack Gosiewski Aaron Gray Eden Syme Sam Young	Irae Simone 6	
11	Mon 26 May 2014	Cronulla-Sutherland Sharks	Remondis Stadium	Away	28	26	Win	Aaron Booth Tom Hughes Irae Simone Eden Syme Brad Wall	Irae Simone 4	
12	Mon 2 June 2014	St George Illawarra Dragons	ANZ Stadium	Home	24	36	Loss	Aaron Booth Tom Hughes PJ Los'e Cameron McInnes Irae Simone	Irae Simone 2	
13	Sat 7 June 2014	New Zealand Warriors	Redfern Oval	Home	28	26	Win	Elliot Gorman PJ Los'e Irae Simone Wallace Tangiiti Cheyne Whitelaw Clayton Williams	Devon Makoare-Boyce Irae Simone	
14	Fri 13 June 2014	Wests Tigers	ANZ Stadium	Home	18	28	Loss	PJ Los'e Tulsa Saumamao Sam Young	Irae Simone 3	
15	Bye									

Round	Date	Opposition	Venue	Home/ Away	For	Against	Win/ Loss	Tries	Goals	Field Goals
16	Sat 28 June 2014	North Queensland Cowboys	1300 SMILES Stadium	Away	28	18	Win	Tevita Cottrell Jack Gosiewski Zane Musgrove Cheyne Whitelaw Clayton Williams	Irae Simone 4	
17	Mon 7 July 2014	Gold Coast Titans	ANZ Stadium	Home	16	36	Loss	Aaron Booth Tom Hughes Irae Simone	Irae Simone 2	
18	BYE									
19	Fri 18 July 2014	Parramatta Eels	Pirtek Stadium	Away	26	40	Loss	Tom Hughes Devon Makoare-Boyce Cameron McInnes John Olive Brad Wall	Devon Makoare-Boyce 2 Irae Simone	
20	Mon 28 July 2014	Canberra Raiders	GIO Stadium	Away	22	18	Win	Jordie Hedges Tom Hughes Cameron McInnes John Olive	Wallace Tangiiti 2 Devon Makoare-Boyce	
21	Sat 2 August 2014	Newcastle Knights	Redfern Oval	Home	18	32	Loss	Cheyne Whitelaw 2 Jack Gosiewski	Wallace Tangiiti 3	
22	Fri 8 August 2014	Manly-Warringah Sea Eagles	Sydney Cricket Ground	Home	28	14	Win	Jack Gosiewski 2 Aaron Booth Elliot Gorman Devon Makoare-Boyce	Wallace Tangiiti 4	
23	Sat 16 August 2014	Brisbane Broncos	ANZ Stadium	Home	32	36	Loss	Tom Hughes 3 Jack Gosiewski Sam Manuleleua Cheyne Whitelaw	Devon Makoare-Boyce 4	
24	Sat 23 August 2014	North Queensland Cowboys	ANZ Stadium	Home	16	4	Win	John Olive 2 Sam Manuleleua	Devon Makoare-Boyce 2	
25	Sat 30 August 2014	Canterbury-Bankstown Bulldogs	Campbelltown Sports Stadium	Away	36	24	Win	Tulsa Saumamao 2 Brad Wall Ofa Felila Sam Manuleleua Eden Syme John Olive	Wallace Tangiiti 4	
26	Thu 4 September 2014	Sydney Roosters	Allianz Stadium	Away	24	22	Win	Sam Manuleleua 3 Brock Gray Tom Hughes	Devon Makoare-Boyce	
Elimination Final	Fri 12 September 2014	West Tigers	Allianz Stadium	Away	24	28	Loss	Tom Hughes Sam Manuleleua Jack Gosiewski Brock Gray	Devon Makoare-Boyce 4	



2014 HOLDEN CUP PLAYER STATISTICS

SURNAME	FIRST NAME	TOTAL GAMES	TRIES	GOALS	FIELD GOALS	TOTAL POINTS
Booth	Aaron	19	4	0	0	16
Coleman	Liam	2	0	0	0	0
Cottrell	Tevita	10	1	0	0	4
Davidson	Tim	3	1	0	0	4
Felila	Ofa	12	1	0	0	4
Gardiner	Joe	14	0	0	0	0
Garlick	Bronson	4	0	0	0	0
Gorman	Elliott	7	2	0	0	8
Gosiewski	Jack	24	8	0	0	32
Gray	Aaron	6	3	0	0	8
Gray	Brock	10	2	0	0	12
Halls	Taylam	7	1	0	0	4
Hedges	Jordie	10	1	0	0	4
Hiroti	Haimona	2	0	0	0	0
Hughes	Tom	23	15	0	0	60
Johnston	Alex	2	1	0	0	4
Khoury	Josh	2	0	0	0	0
Leuluai	Treyvon	4	0	0	0	0
Los'e	PJ	24	5	0	0	20
Makoare-Boyce	Devon	22	4	15	0	46
Manuleleua	Sam	13	9	0	0	36
McInnes	Cameron	9	6	0	0	24
Musgrove	Zane	14	1	0	0	4
Olive	John	14	5	0	0	20
Preece	Hayden	3	0	0	0	0
Saumamao	Tulsa	25	5	0	0	20
Simone	Irae	17	9	50	0	136
Syme	Eden	25	4	0	0	16
Tangiiti	Wallace	25	3	14	0	40
Wall	Brad	19	3	0	0	12
Whitelaw	Cheyne	25	8	0	0	32
Williams	Clayton	14	2	0	0	8
Young	Sam	13	6	0	0	24
TOTAL		423	110	79	0	598

2014 HOLDEN CUP LADDER

CLUB	PLAYED	WON	DRAWN	LOST	BYE	FOR	AGAINST	DIFFERENCE	POINTS %	POINTS
1 Newcastle Knights	24	17	2	5	2	828	554	+274	149.46%	40
2 Brisbane Broncos	24	16	1	7	2	688	618	+70	111.33%	37
3 Parramatta Eels	24	16	0	8	2	812	576	+236	140.97%	36
4 St George Illawarra Dragons	24	16	0	8	2	728	512	+216	142.19%	36
5 Sydney Roosters	24	15	1	8	2	759	545	+214	139.27%	35
6 Wests Tigers	24	15	1	8	2	682	570	+112	119.65%	35
7 South Sydney Rabbitohs	24	13	0	11	2	574	598	-24	95.99%	30
8 New Zealand Warriors	24	12	1	11	2	733	544	+189	134.74%	29
9 Penrith Panthers	24	12	1	11	2	617	552	+65	111.78%	29
10 Manly-Warringah Sea Eagles	24	12	1	11	2	632	716	-84	88.27%	29
11 Melbourne Storm	24	12	0	12	2	532	590	-58	90.17%	28
12 North Queensland Cowboys	24	8	0	16	2	547	795	-248	68.81%	20
13 Canberra Raiders	24	8	0	16	2	595	890	-295	66.85%	20
14 Cronulla-Sutherland Sharks	24	6	2	16	2	525	730	-205	71.92%	18
15 Gold Coast Titans	24	6	0	18	2	584	757	-173	77.15%	16
16 Canterbury-Bankstown Bulldogs	24	3	0	21	2	523	812	-289	64.41%	10

LIFE MEMBERS

(Life Membership began being awarded in 1961)

The Hon Anthony Albanese (2013)
Mr Michael Andrews (1996)
Mr Roy Asotasi (2014)
Mr Darrell Bampton OAM (1994)
Mr David Boyle (1997)
Mr Arthur Branighan (2012)
Mr Ray Branighan (1991)
The Hon. Laurie Brereton (2014)
Mr Neville Cameron (1992)
Mrs Joyce Churchill (2007)
The Hon Michael Cleary AO (1980)
Mr Tom Cocking (1982)
Mr Craig Coleman (1995)
Mr Ron Cote AM (1990)
Mr Russell Crowe (2004)
Mr Les Davidson (2007)
Mr Andrew Denton (2010)
Mr Mick Falla (1991)
Mr Mario Fenech (1997)
Mr Charlie Gallico (2014)
Mr Sean Garlick (2011)
Mr Scott Geddes (2013)
Dr Nathan Gibbs (1995)
Mr Robert Grant (1993)
The Hon. Deirdre Grusovin (2014)
The Hon Nicholas Greiner AC (2010)
Mr Gary Hambly (2009)
Mr Ross Harrington (2010)
Mr Greg Hawick (1990)
Mr Alan Heiler (1996)
Mr Anthony Henderson (1993)
Mr Bob Honan (2009)
Mr Brian James (2002)
Mr Ivan Jones (2002)
Mr Kevin Lang (1989)
Mr Dennis Lee (1994)

Mr Robert McCarthy MBE (1972)
Mr Keith McCraw (2012)
Mr Bob McMillan (2003)
Mr Paul Mellor (2011)
Mr Henry Morris (1997)
Mr Bob Moses (2009)
Mr Brian Murray (1983)
Mr Norm Nilson (1962)
Mr Ziggy Niszczot (2003)
Mr Terence Parker (1986)
Mr Richie Powell (2004)
Mr Russell Pratt (1988)
Mr Tony Rampling (2010)
Mr Shane Rigon (2011)
Mr John Riordan (1977)
Mr Ian Roberts (2009)
Mr Eric Robinson (2003)
Mr Brad Ryder (2013)
Mr Paul Sait (1991)
Mr John Sattler (1972)
Mr Eric Simms (1974)
Mr Gary Stevens (1987)
Mr Ken Stewart (1994)
Mr Kerry Stokes AC (2004)
Mr Luke Stuart (2012)
Mr Peter Tunks (2011)
Mr Elwyn Walters (2004)
Mr Wally Watsford (1985)
Mr Mike Whitney (2009)
Mr Roy Willmette (1990)
Mr Jeffrey Withers (2003)

DECEASED

(Year Awarded, Year Deceased)

Mr S Anderson (1962, 1987)
Mr H Baker (1963, 1966)
Mr Samuel George Ball (1961, 1965)
Mr Leslie Bell (1962, 2003)
Mr Cecil Blinkhorn (1961, 1977)

Mr Eric Bonner (1983, 2008)
Mr Tom Brock (1993, 1997)
Mr Frank Brogan (1968, 1968)
Mr Ken Brogan (1961, 2005)
Mr Robert Byrne (2010, 2010)
Mr Clive Bernard Churchill AM (1961, 1985)
Mr Daniel Clement (2004, 2008)
Mr Albert Clift (1981, 2005)
Mr John Coleman (2003, 2003)
Mr Peter Collins (1965, 1980)
Mr Les G Cowie OAM (1961, 1997)
Mr Jack E. Coyne (1961, 1967)
Mr Jack J. Coyne (1984, 2009)
Mr J Cunningham (1961, 1966)
Mr Len Devine (1986, 2008)
Mr DR Donoghue (1961, 1993)
Mr Charlie Donovan (1996, 2003)
Mr Jack T. Duggan (1991, 1994)
Mr John Economos (1982, 2011)
Mr WA 'Bill' Fletcher (1966, 1969)
Mr Reg M. Fridd (1993, 1997)
Mr E 'Son' Fry (1962, 1968)
Mr Charlie Gibson (1969, 2010)
Mr WA Hackett (1967, 1975)
Mr AG 'Gus' Hahn (1978, 1980)
Mr Howard Hallett (Snr) (1961, 1970)
Mr Ernie A. Hammerton (1962, 1991)
Mr George W. Hansen (1961, 1973)
Hon. Pat Hills M.L.A. (1989, 1992)
Mr Harold Horder (1967, 1979)
Mr JP 'Perc' Horne (1961, 1987)
Mr Jack 'Chookie' Jones (1998, 1999)
Mr Harry 'Mick' Kadwell (1991, 1999)
Mr Clem Kennedy (1978, 2010)
Mr Don Lane (1973, 2009)
Mr Jack Lawrence (Snr) (1967, 1974)
Mr Vic Lawrence (1996, 2008)
Mr Jimmy Lisle (1992, 2003)

Mr Alan Lupton (1985, 1993)
Mr Charlie Lynch (1967, 1968)
Mr Tom McDowell (1995, 1998)
Mr JJ McGrath (1963, 1968)
Ms Eileen McLoughlin (2002, 2013)
Mr Ray Mason (1965, 2006)
Mr Alf W. O'Connor (1963, 1970)
Mr Patrick O'Grady (1998, 2005)
Mr John O'Neill (1984, 1999)
Mr Bernie Purcell (1961, 2001)
Mr Rupert John 'Jack' Rayner (1968, 2008)
Mr Cec A. Saunders (1967, 1982)
Mr Cliff Smailles (1994, 2005)
Mr George Smith (1994, 2005)
Mr Dave R. Spring (1963, 1968)
Mr Jim Tait (1961, 1972)
Mr Ralph Thistiethwaite (1995, 2004)
Mr Jack Thom (1972, 1993)
Mr AG 'George' Treweek (1987, 1991)
Mr Dave R. Watson (1962, 1982)
Mr Benny Wearing (Snr) (1961, 1968)
Mr G Wells (1963, 1969)
Mr Fred West (1993, 2005)
Mr Percy E. Williams (1990, 1996)
Mr A Wood (1963, 1964)
Mr Rod Gorman (1991, 2011)
Mr George Piggins (1979)
Mrs Nolene Piggins (2002)
Mr Wayne Stevens (1993)
Mr Alan Jones AO (1994)
Mr Kerry Packer AC (1994, 2005)

The following people did not transfer Life Membership to Member Co. in 2007:

The following people were awarded Perpetual Membership in 1994:

NOTES:

[Dotted lines for notes]